


# GOVERNOR'S EXECUTIVE BUDGET SUMMARY

**Budget for  
Fiscal Years ending  
June 30, 2014-2015**



**State of New Hampshire  
Department of  
Administrative Services**

**As submitted by  
Margaret Wood Hassan  
Governor**

**TABLE OF CONTENTS**

Budget Highlights.....	2
General & Education Surplus Analysis.....	9
General & Education Unrestricted Revenue.....	11
General Fund Cost Structure .....	12
Statewide Employee Position Counts.....	12
Health Insurance.....	13
State Support for Higher Education.....	14
Education and Municipal Aid.....	15
Demographics.....	16
Source of Funds.....	17
General Fund & Total Funds Expense by Category.....	18
Department Expenditure Summary.....	19
Expenditures By Activity.....	21
Surplus Statements	
Highway Fund.....	30
Fish & Game Fund.....	31

**Balanced, Responsible Budget, Without An Income or Sales Tax**

- Balances without an income or a sales tax.
- Uses conservative revenue baseline estimates of \$2.16 billion in FY 2014 and \$2.20 billion in FY 2015, based on the work of the Consensus Revenue Estimating Panel. This represents revenue growth over the prior year of 2.0% in FY 2014 and 1.9% in FY 2015.
- Cuts \$508 million from agency general fund requests over the biennium and holds general fund spending increases to 7% below 2008 levels. FY 2014 comparable spending increases \$70 million over FY 2013 and \$59 million in FY 2015.
- Reduces Medicaid Enhancement Tax revenues to the general fund and provider payments to \$147 million in FY 2014 and \$137 million in FY 2015, allowing for increases in uncompensated care payments to hospitals.
- Begins rebuilding in the state's priority areas, including education, public safety and health care.
- Positions New Hampshire to lead the way in developing a strong and innovative economy.

**Innovating in State Government**

*State government must be as innovative as the private sector in working to improve efficiency and how it delivers services to citizens. By Executive Order, Governor Hassan will establish a Government Innovation, Efficiency and Accountability Commission, bringing together private sector and state government officials to re-make New Hampshire state government for the 21<sup>st</sup> century. In addition, the budget:*

- Creates an Office of Government Innovation and Efficiency in the Department of Administrative Services to 1) implement the recommendations of the Government Innovation Commission; 2) work with agencies on LEAN and continuous process improvement efforts; 3) work with agencies to implement recommendations from performance audits; and 4) develop transparent performance measures for state agencies.
- Continues efforts to consolidate the state's back office functions, including human resources and accounts payable.
- Moves the Liquor Commission from a three-person body to a commissioner model.
- Moves five troopers from conducting licensing examinations to the road, replacing them with civilian employees.
- Continues efforts to develop an online Business One Stop to make it easier for businesses to interact with state government and to reduce unnecessary duplication.
- Moves boards and commissions to one common licensing system, providing easier access to the public for information about licensed professionals.
- Begins moving New Hampshire state offices to the next generation of technology. The recession has meant that many of the state's desktop computers are pushing seven years old – and are running extinct and unsupported versions of programs such as Windows 2003. This budget limits the replacement of desktops and moves toward a virtual environment, which in the long run will reduce replacement and maintenance costs.

**Supporting an Innovative Economic Future**

*New Hampshire should be a leader in helping support the growth of innovative businesses and jobs. This budget aims at making sure state government is doing its part to help our economy grow, by providing targeted tax credits; providing technical assistance to businesses; and helping ensure the best workforce in the nation. This budget:*

- Restores University System funding to \$75 million in FY 2014 and \$90 million in FY 2015. Fully restores the Community College System to \$40 million in FY 2014 and increases funding to \$42.5 million in FY 2015. The leadership of both the University and Community College Systems says they will present plans to their boards to use those funds to freeze tuition for two years.
- Doubles the research-and-development tax credit to help businesses grow and pays for the increase in the Net Operating Loss Carry forward to up to \$10 million for businesses in FY 2015.
- Provides \$4 million in UNIQUE funds for need-based scholarships.
- Encourages more schools to offer their students the opportunity to get hands-on science, technology, engineering and math (STEM) experience by providing \$200,000 in grants to help schools launch FIRST Robotics teams.
- Provides \$250,000 in Renewable Energy Funds to continue the Green Launching Pad, which allows innovative new businesses to access the technical support and knowledge of professors and students at the University of New Hampshire.
- Supports the Innovation Research Center and the Small Business Development Center, which provide support for businesses working to grow and create jobs.
- Provides technical support to help businesses sell their goods and services across the world by beginning to rebuild New Hampshire's Office of International Commerce.
- Begins rebuilding capacity at the Department of Resources and Economic Development, including funding the Director of Economic Development position.
- Increases funding for travel and tourism promotion and clarifies the formula to ensure ongoing growth in the state's efforts to attract visitors to New Hampshire.
- Recognizes the creative economy is also an essential part of New Hampshire's economic future by increasing state matching funds by \$300,000 over the biennium at the Department of Cultural Resources, generating an additional \$300,000 in federal funds.

**Implementing New Hampshire's 10-Year Mental Health Plan**

*In 2008, the state, mental health providers and advocates worked together to develop a comprehensive 10-year plan to improve New Hampshire's mental health system. Progress on that effort slowed when the Great Recession hit. This budget begins phasing in the recommendations of the 10-year plan. It:*

- Develops an additional community-based, 16-bed psychiatric treatment program. This program is modeled after the highly successful “Cypress Center” in Manchester, which provides a safe and secure setting for individuals in crisis requiring short term inpatient care.
- Through an active partnership between the State and a local community hospital, creates a new 10-bed Designated Receiving Facility for individuals needing a high level of inpatient care, but with access to the supports offered by family and local treatment providers.
- Adds 100 new spaces over the biennium to the House Bridge Program, a highly effective program providing integrated housing to homeless adults who also have a severe mental illness. This program supports a portion of an individual's rent until he or she can receive a Section 8 voucher, providing individuals the opportunity for safe affordable housing and reducing the need for costly institutional care.
- Creates 10 new Assertive Community Treatment (ACT) teams to provide intensive services in the community, reducing the need for hospitalization. ACT is an evidence-based practice and has already demonstrated success in New Hampshire in reducing the need for hospitalization and use of already strained hospital emergency rooms. Six of these new teams will be providing ACT services for children. New Hampshire will now have ACT available on a statewide basis. The budget also increases weekend coverage for ACT teams.
- Establishes 74 new community treatment beds for individuals requiring close assistance to successfully live in the community.
- Expands the Referral, Education and Assistance Program (REAP) to provide referral, assistance and assistance outreach and treatment services to an additional 350 adults who are at high risk for hospitalization.
- Increases the Peer Support budget by 10% to fund new and innovative ways to support people in crisis in the community, and support expanded and cost-effective services through New Hampshire's Peer Support Agencies not able to meet the current demand.

**Expanding Medicaid, Beginning to Restore New Hampshire's Health Care System**

*New Hampshire's health care system suffered large cuts during the last budget, jeopardizing care for some of New Hampshire's most vulnerable citizens. With the passage of the Affordable Care Act, New Hampshire has an opportunity to begin rebuilding and stabilizing that system by reducing the number of uninsured patients and increasing state revenues. This budget:*

- Expands eligibility for Medicaid for people making less than \$15,856 a year through the Affordable Care Act. The change, supported by New Hampshire's hospitals and health care providers, will save the average New Hampshire household \$145 a year by reducing the amount of uncompensated care; pump \$2.5 billion into the state's economy; reduce costs in some existing programs; and increase state revenues.
- Matches benefits for the existing Medicaid population to the expansion population by providing for parity in coverage of habilitation, mental health and substance abuse services.
- Begins restoring funding for uncompensated care payments to non-critical access hospitals. This budget reduces the general funding and provider payments dollars coming from the Medicaid Enhancement Tax to \$147 million in FY 2014 and \$137 million in FY 2015. In addition, the budget establishes a commission to examine the structure of the Medicaid Enhancement Tax for the future.
- Restores state funding for family planning services.
- Provides \$3 million in general funds over the biennium to help support the work of New Hampshire's community health centers.
- Fully funds the waitlist for services for people with acquired brain disorders and developmental disabilities.
- Funds a tobacco quitline.
- Restores the state respite care program, to help families keep loved ones at home, and continues to invest in home-and-community based care.

**Protecting Public Safety**

*New Hampshire has long been considered one of the safest states in the nation; this budget aims to help keep that distinction with targeted investments in shoring up New Hampshire's public safety infrastructure. This budget:*

- Restores, with some reforms, the Children in Need of Services program by providing funding for community-based services to truants.
- Provides in the capital budget for the construction of a new women's prison.
- Fills 10 of 31 trooper vacancies at the New Hampshire State Police. In addition, the budget hires civilians to conduct Division of Motor Vehicle commercial licensing exams, allowing Safety to put five more troopers on the road.
- Allows the Attorney General to fill three vacant attorney positions. Combined with the increase in state troopers, these efforts will also allow the continuation of the state's Cold Case Unit, which has been funded by federal funds.
- Funds two vacant Superior Court Justice positions, one for each year of the biennium.
- Addresses a steep decline in federal funds to the state's drug task enforcement, which would have cut the number of task force teams from four to one. This budget allows the state to maintain three drug task force teams.
- Helps preserve the important work of New Hampshire's Child Advocacy Centers by providing \$100,000 a year in funding. New Hampshire's Child Advocacy Centers are a model that brings law enforcement, prosecutors, educators and mental health professionals together for joint investigations into crimes against children, helping reduce the trauma on children and aiding their recovery.
- Adds an investigator to the Human Rights Commission to reduce delays and backlogs.
- Responsibly funds the Judicial Council, including restoring \$600,000 of funding over the biennium for attorneys for indigent parents accused of abuse or neglect.
- Restores \$900,000 over the biennium of the \$1.4 million cut from New Hampshire Legal Assistance in the previous biennium.
- Provides \$1.3 million in general funds over the biennium, a portion of which will support Fish & Game's search-and-rescue operations.
- Provides part-time funding to the Division of Homeland Security and Emergency Management to assist schools in improving their emergency response plans.
- Restores funding for multi-state poison control center.

**Preserving New Hampshire's Environment and Natural Resources**

*New Hampshire's environment and natural resources help drive our economy and are critical to our quality of life, this budget aims to help protect New Hampshire's environment. It:*

- Supports efforts to protect New Hampshire's open spaces and historic places by restoring \$1 million to the Land and Community Heritage and Investment Program in FY 2014 and fully restoring the program in FY 2015.
- Helps maintain Fish and Game operations by providing, in addition to \$400,000 over the biennium for search-and-rescue operations, \$900,000 a year in general funds to offset stagnant F&G fund revenue growth. The budget also establishes a commission to make recommendations for ensuring the long-term stability of Fish and Game.
- Provides \$1.6 million in general funds over the biennium to support Dam Operations at the Department of Environmental Services.

**Honoring New Hampshire's Veterans**

*New Hampshire's veterans have served the state and the nation with honor and dignity. This budget honors their service. It:*

- Adds a new Veterans' Service Officer to the Veterans Council to meet the rising demand for assistance from new veterans of Iraq and Afghanistan.
- Keeps our commitment to New Hampshire's veterans by honestly and responsibly funding the New Hampshire Veterans Home.
- Allows the expansion of capacity at the New Hampshire State Veterans Cemetery.

**Supporting Communities and Schools**

*New Hampshire's schools, cities and towns provide important services that help build an educated citizenry, ensure livable communities and help protect public health and safety. This budget attempts to begin reversing some of the downshifting of state responsibilities that occurred in the last budget by restoring CHINS, beginning efforts to rebuild the state's mental health system and providing additional State Police support to local communities. In addition, the budget:*

- Fully funds the existing adequacy formula, providing \$1.9 billion in aid to local schools.
- Funds \$46 million in building aid in FY 2014 and \$50 million FY 2015.
- Provides \$19 million in the capital budget for the renovation of the centers for career and technical education in Salem and Whitefield and \$2 million for kindergarten construction.
- Provides \$14.8 million over the biennium in tuition and transportation assistance, an increase of \$1 million over the previous biennium.
- Provides \$45.1 million over the biennium in catastrophic aid to local schools, an increase of \$2 million over the previous biennium.
- Provides an additional \$18 million in charter school funding over the biennium to allow for growth in the charter school population and to allow for new charter schools.
- Funds a \$5 million increase in Meals and Rooms distributions to cities and towns in FY 2015.
- Provides \$3 million in 2015 to begin funding the delayed-and-deferred list for public water and wastewater projects.

**Creating a Sustainable, Balanced Budget With No Income or Sales Tax**

- Begins reversing the state's reliance on Medicaid Enhancement Tax payments. It cuts the provider payment and general fund revenues from the Medicaid Enhancement Tax to \$147 million in FY 2014 and \$137 million in FY 2015.
- Keeps general fund spending in both years of the biennium below the FY 2008 actual spending level.
- Includes the revenue for one license from a highly regulated casino.
- Restores auditing positions at the Department of Revenue Administration, generating an additional \$26 million in revenue over the biennium.
- Delays the implementation of tax law changes passed in the last biennium, but never paid for. This budget implements the increase in the Net Operating Loss carry forward to \$10 million beginning FY 2015. All other tax law changes are delayed for the biennium.
- Repeals the Education Tax Credit for religious and private schools.
- Reverses the previous biennium's cut to the tobacco tax and increases the tax by 20 cents per pack.



**Revenue Summary**

	<u>FY 2014</u>	<u>FY 2015</u>
Panel Estimates	\$2,161.5M	\$2,202.0M
Tax Changes Suspended	\$7.0M	\$10.0M
MET – Unrestricted	\$65.8M	\$55.8M
Gaming License	\$40.0M	\$40.0M
Tobacco Tax Increase	\$20.0M	\$20.0M
Revenue - DRA Positions	\$8.0M	\$18.0M
Premium Tax		22.6M
LCHIP Surcharge	\$3.0M	
Board & Care Revenue	<u>(\$27.9M)</u>	<u>(\$28.6M)</u>
Governor's Recommended	\$2,277.4M	\$2,339.8M

The Governor's Consensus Revenue Estimating Panel did not include recommendations on Medicaid Enhancement Tax Revenue.

**Consensus Revenue Estimating Panel Base Case**

Revenue Category	<u>2013</u>	<u>2014</u>	<u>2015</u>
	Total	Total	Total
Business Profits Tax	\$ 300.1	\$ 306.1	\$ 320.0
Business Enterprise Tax	208.0	\$ 210.1	\$ 212.2
Subtotal	508.1	516.2	532.2
Tax Law Changes		-7.0	-12.0
Adjusted Business Taxes	508.1	509.2	520.2
Meals & Rooms	249.7	256.3	267.9
Tobacco	207.1	215.0	208.8
Transfer from Liquor Commission	129.0	132.4	135.8
Interest & Dividends	90.0	93.0	97.0
Insurance	86.8	86.9	92.7
Communications	66.3	66.5	63.3
Real Estate Transfer	94.1	103.5	113.9
Estate and Legacy	0.0	0.0	0.0
Transfers from Lottery Commission	72.0	75.3	77.3
Transfers from Racing & Charitable Gaming	3.6	3.5	3.5
Tobacco Settlement	41.7	42.4	41.9
Utility Property Tax	33.8	34.5	35.4
Property Tax Not Retained Locally	0.0	0.0	0.0
Property Tax Retained Locally	363.7	363.6	363.6
Court Fines & Fees	14.0	13.7	13.7
Securities Revenue	38.2	37.6	37.6
Utility Tax	6.0	6.0	6.0
Board and Care	26.3	27.3	28.0
Beer Tax	13.2	13.2	13.2
Racing & Games of Chance	0.0	0.0	0.0
Gambling Winnings Tax	0.0	0.0	0.0
Flexible Grant	0.0	0.0	0.0
Other	70.8	75.7	76.3
Subtotal	2,114.4	2,155.6	2,196.1
Recoveries	5.4	5.9	5.9
Total Unrestricted Revenue	\$ 2,119.8	\$ 2,161.5	\$ 2,202.0

2.0% 1.9%

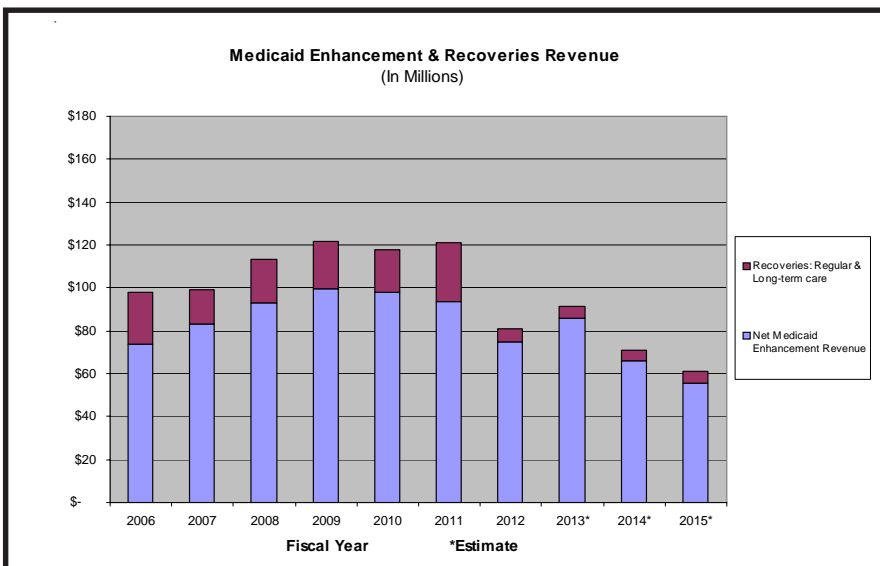
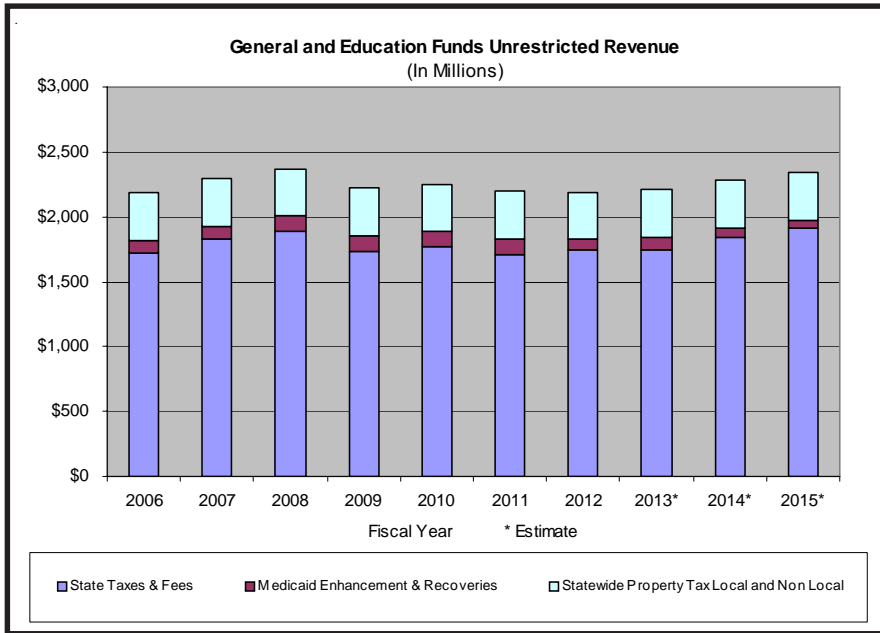
**GENERAL & EDUCATION SURPLUS ANALYSIS**  
(In Millions)

	PROJECTED								
	FY 2013			FY 2014			FY 2015		
	General	Education	Total	General	Education	Total	General	Education	Total
<b>Balance, July 1 (GAAP)</b>	\$13.8	\$0.0	\$13.8	(\$0.0)	\$0.0	(\$0.0)	\$2.5	\$0.0	\$2.5
<b>Additions:</b>									
Unrestricted Revenue	1,385.1	820.5	2,205.6	1,416.8	860.7	2,277.5	1,469.8	870.1	2,339.9
Dedicated Funds/Other Initiatives	29.5		29.5						
<b>Total Additions</b>	<b>1,414.6</b>	<b>820.5</b>	<b>2,235.1</b>	<b>1,416.8</b>	<b>860.7</b>	<b>2,277.5</b>	<b>1,469.8</b>	<b>870.1</b>	<b>2,339.9</b>
<b>Deductions:</b>									
Appropriations Per Section 1 Gov Recom Budget	(1,324.9)	(956.0)	(2,280.9)	(1,368.1)	(958.6)	(2,326.7)	(1,428.4)	(961.4)	(2,389.8)
HB1/HB2 and Other Adjustments	6.8	(5.4)	1.4	6.7		6.7	6.8	-	6.8
Appropriations Net of Estimated Revenues	(1,318.1)	(961.4)	(2,279.5)	(1,361.4)	(958.6)	(2,320.0)	(1,421.6)	(961.4)	(2,383.0)
Less Lapses	44.6	-	44.6	45.0	-	45.0	46.9	-	46.9
<b>Total Net Appropriations</b>	<b>(1,273.5)</b>	<b>(961.4)</b>	<b>(2,234.9)</b>	<b>(1,316.4)</b>	<b>(958.6)</b>	<b>(2,275.0)</b>	<b>(1,374.7)</b>	<b>(961.4)</b>	<b>(2,336.1)</b>
<b>GAAP &amp; Other Adjustments</b>	(13.4)	(0.6)	(14.0)	-	-	-	-	-	-
<b>Current Year Balance</b>	<b>127.7</b>	<b>(141.5)</b>	<b>(13.8)</b>	<b>100.4</b>	<b>(97.9)</b>	<b>2.5</b>	<b>95.1</b>	<b>(91.3)</b>	<b>3.8</b>
<b>Fund Balance Transfers (To)/From:</b>									
Rainy Day Fund									
Education Trust Fund	(141.5)	141.5	-	(97.9)	97.9	-	(91.3)	91.3	-
<b>Balance, June 30</b>	<b>(0.0)</b>	<b>-</b>	<b>(0.0)</b>	<b>2.5</b>	<b>-</b>	<b>2.5</b>	<b>6.3</b>	<b>-</b>	<b>6.3</b>
<b>Reserved for Rainy Day Account</b>	<b>9.3</b>		<b>9.3</b>	<b>9.3</b>		<b>9.3</b>	<b>9.3</b>		<b>9.3</b>
<b>Balance, June 30 (GAAP)</b>	<b>\$9.3</b>	<b>\$0.0</b>	<b>\$9.3</b>	<b>\$11.8</b>	<b>\$0.0</b>	<b>\$11.8</b>	<b>\$15.6</b>	<b>\$0.0</b>	<b>\$15.6</b>

**GENERAL & EDUCATION SURPLUS ANALYSIS**  
(In Millions)

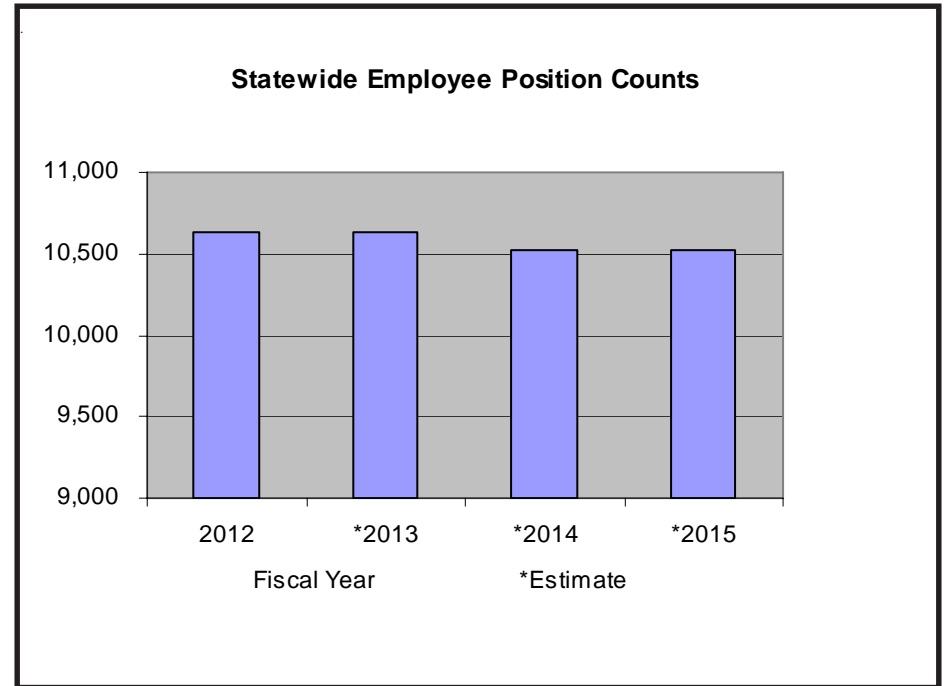
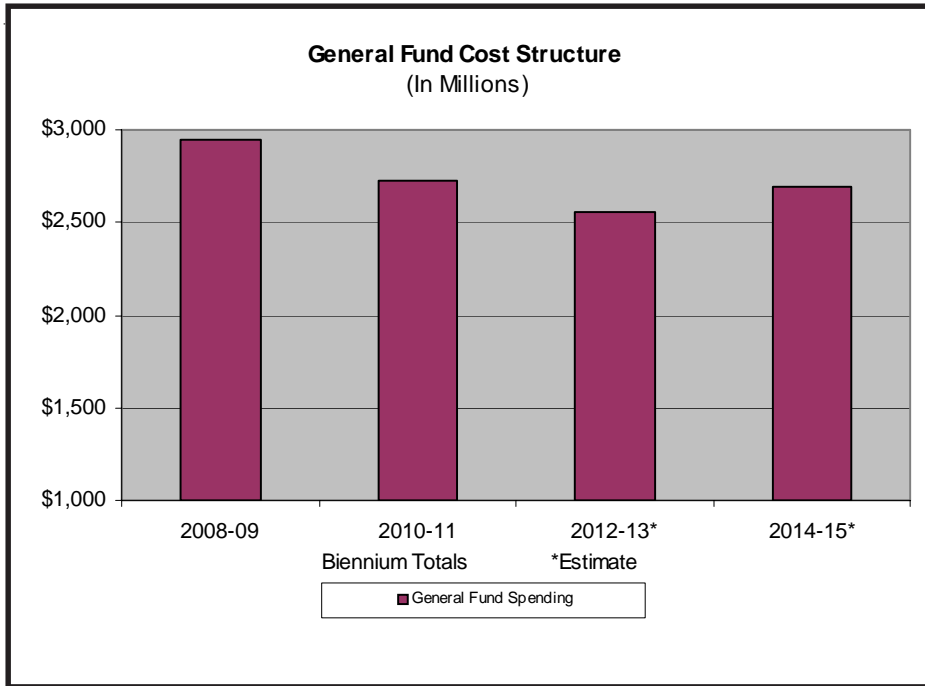
	ACTUAL								
	FY 2010			FY 2011			FY 2012		
	General	Education	Total	General	Education	Total	General	Education	Total
<b>Balance, July 1 (GAAP)</b>	\$0.0	\$0.0	\$0.0	\$65.7	\$0.0	\$65.7	\$17.7	\$0.0	\$17.7
<b>Additions:</b>									
Unrestricted Revenue	1,398.2	826.5	2,224.7	1,383.7	809.5	2,193.2	1,376.6	813.2	2,189.8
Executive Orders & Special Session	28.1		28.1	1.5		1.5			-
Revenue Initiatives									
<b>Total Additions</b>	<b>1,426.3</b>	<b>826.5</b>	<b>2,252.8</b>	<b>1,385.2</b>	<b>809.5</b>	<b>2,194.7</b>	<b>1,376.6</b>	<b>813.2</b>	<b>2,189.8</b>
<b>Deductions:</b>									
Appropriations Net of Estimated Revenues	(1,440.4)	(796.8)	(2,237.2)	(1,423.0)	(938.3)	(2,361.3)	(1,320.1)	(956.4)	(2,276.5)
Less Lapses	42.3	2.1	44.4	97.1	4.8	101.9	39.5	0.7	40.2
<b>Total Net Appropriations</b>	<b>(1,398.1)</b>	<b>(794.7)</b>	<b>(2,192.8)</b>	<b>(1,325.9)</b>	<b>(933.5)</b>	<b>(2,259.4)</b>	<b>(1,280.6)</b>	<b>(955.7)</b>	<b>(2,236.3)</b>
<b>GAAP &amp; Other Adjustments</b>	(7.0)	(0.3)	(7.3)	14.6		14.6	40.1	2.5	42.6
<b>Current Year Balance</b>	<b>21.2</b>	<b>31.5</b>	<b>52.7</b>	<b>73.9</b>	<b>(124.0)</b>	<b>(50.1)</b>	<b>136.1</b>	<b>(140.0)</b>	<b>(3.9)</b>
<b>Fund Balance Transfers (To)/From:</b>									
Liquor Commission	6.5		6.5	2.1		2.1			
Rainy Day Fund									
Highway Fund	6.5		6.5						
Education Trust Fund	31.5	(31.5)	-	(124.0)	124.0	-	(140.0)	140.0	-
<b>Balance, June 30</b>	<b>65.7</b>	<b>0.0</b>	<b>65.7</b>	<b>17.7</b>	<b>-</b>	<b>17.7</b>	<b>13.8</b>	<b>0.0</b>	<b>13.8</b>
<b>Reserved for Rainy Day Account</b>	<b>9.3</b>		<b>9.3</b>	<b>9.3</b>		<b>9.3</b>	<b>9.3</b>		<b>9.3</b>
<b>Reserved for Local Education Betterment</b>									
<b>Balance, June 30 (GAAP)</b>	<b>\$75.0</b>	<b>\$0.0</b>	<b>\$75.0</b>	<b>\$27.0</b>	<b>\$0.0</b>	<b>\$27.0</b>	<b>\$23.1</b>	<b>\$0.0</b>	<b>\$23.1</b>

## UNRESTRICTED REVENUE - GENERAL AND EDUCATION FUNDS



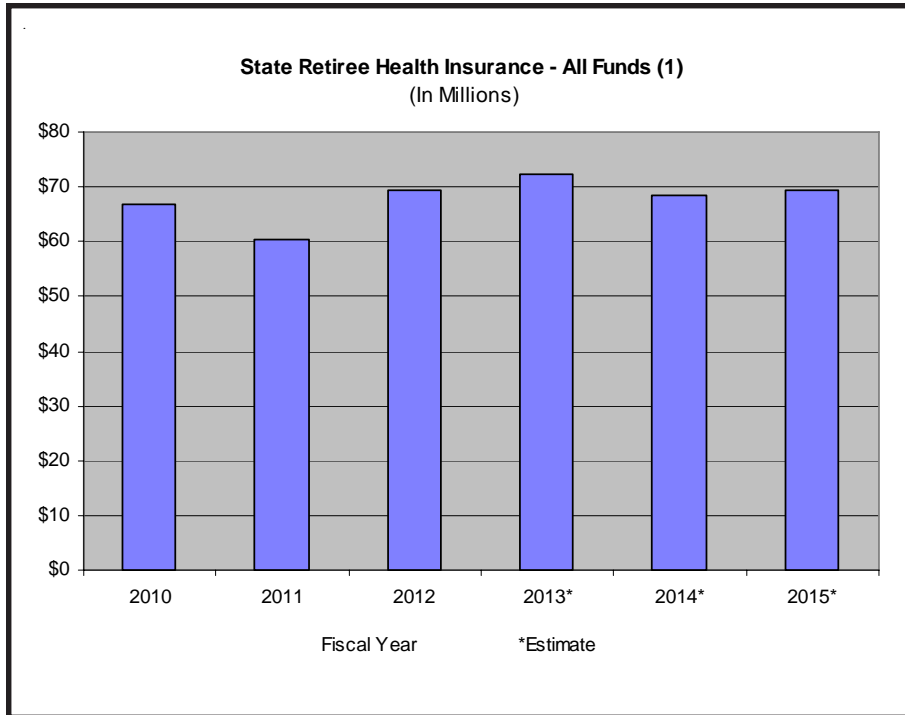
### General and Education Funds Unrestricted Revenue (In Millions)

	<i>Actuals</i>	<i>Projected</i>		
	<i>FY 12</i>	<i>FY 13</i>	<i>FY 14</i>	<i>FY 15</i>
Business Profits Tax	\$ 311.8	\$ 300.1	\$ 314.1	\$ 336.0
Business Enterprise Tax	204.3	208.0	210.1	212.2
<b>Subtotal</b>	<b>516.1</b>	<b>508.1</b>	<b>524.2</b>	<b>548.2</b>
Meals & Rentals Tax	239.4	249.7	256.3	267.9
Tobacco Tax	214.9	207.1	235.0	228.8
Transfer from Liquor Commission	127.6	129.0	132.4	135.8
Interest & Dividends Tax	83.5	90.0	93.0	97.0
Insurance Tax	85.0	86.8	86.9	115.3
Communications Tax	79.3	66.3	66.5	63.3
Real Estate Transfer Tax	82.0	94.1	103.5	113.9
Court Fines & Fees	13.9	14.0	13.7	13.7
Securities Revenue	37.6	38.2	37.6	37.6
Utility Tax	5.9	6.0	6.0	6.0
Board & Care Revenue	24.5	26.3	-	-
Beer Tax	12.9	13.2	13.2	13.2
Other	77.1	70.8	78.7	76.3
Gambling Winnings Tax	-	-	-	-
Transfers from Lottery Commission	66.8	72.0	75.3	77.3
Transfers from Racing & Charitable Gaming Commission	3.5	3.6	3.5	3.5
Gaming Licenses Fees	-	-	40.0	40.0
Tobacco Settlement	42.5	41.7	42.4	41.9
Utility Property Tax	33.1	33.8	34.5	35.4
State Property Tax	363.1	363.7	363.6	363.6
<b>Subtotal</b>	<b>2,108.7</b>	<b>2,114.4</b>	<b>2,206.3</b>	<b>2,278.7</b>
Net Medicaid Enhancement Rev	74.8	85.8	65.8	55.8
Recoveries	6.3	5.4	5.4	5.4
<b>Total</b>	<b>\$ 2,189.8</b>	<b>\$ 2,205.6</b>	<b>\$ 2,277.5</b>	<b>\$ 2,339.9</b>

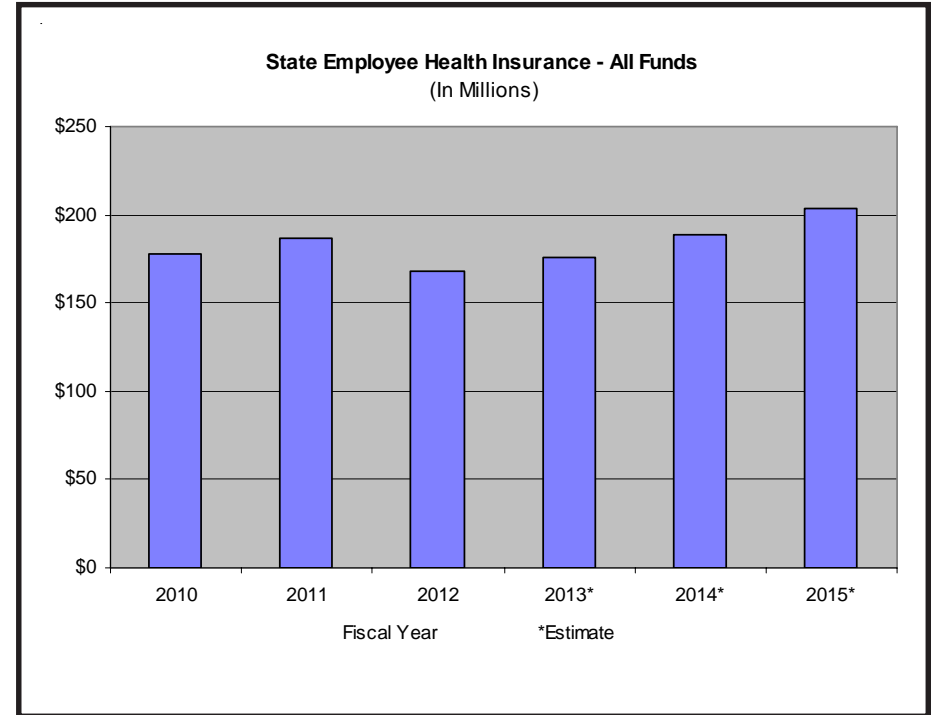


*Includes active funded & unfunded full time classified & unclassified positions.  
Excludes non-classified, full time temporary and part time positions.*

## HEALTH INSURANCE

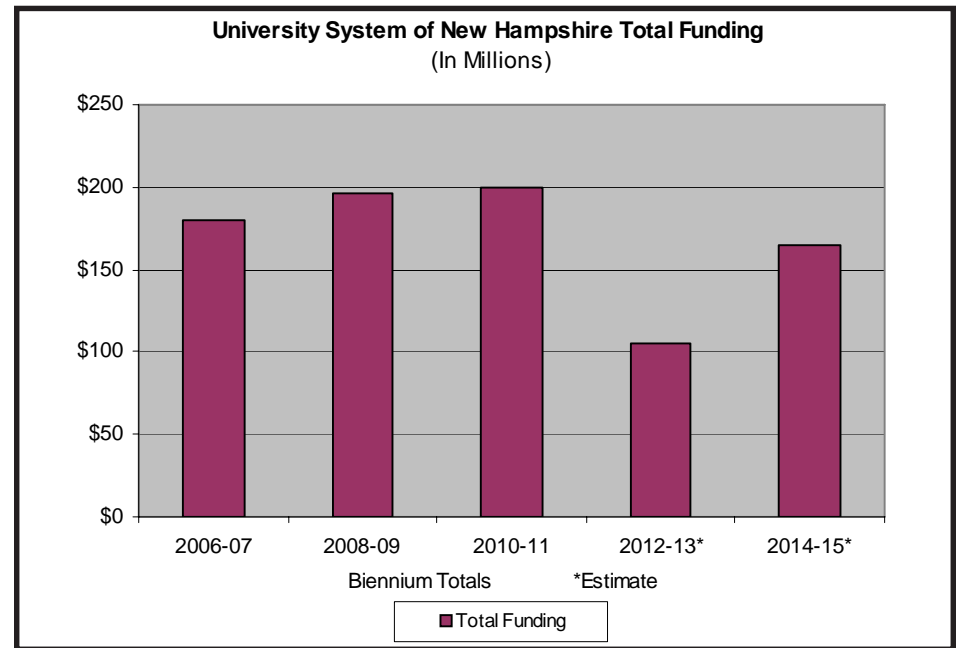
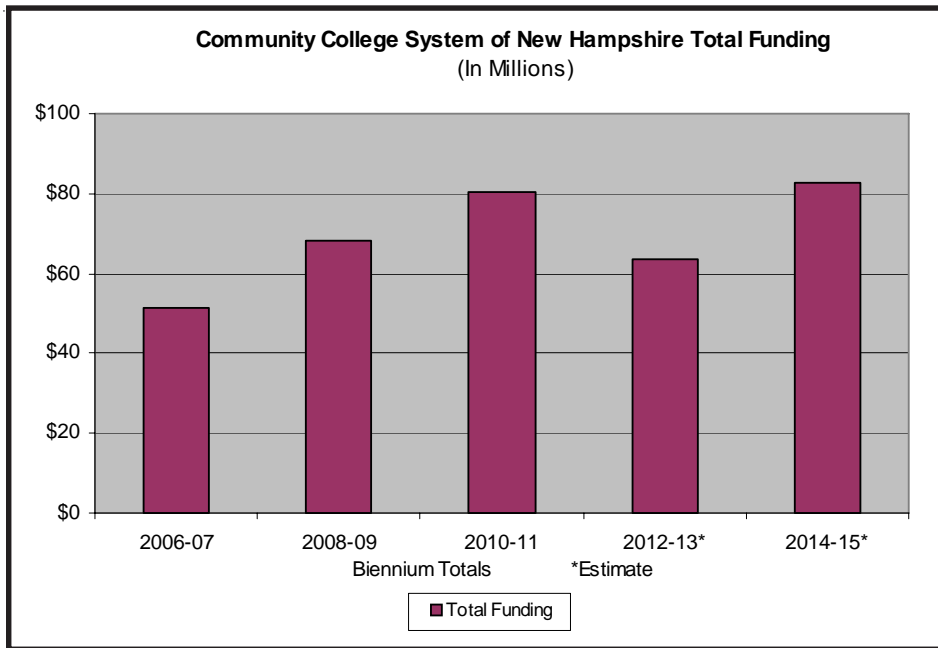


*(1) Represents actual or budgeted retiree health insurance expenditures excluding those expenditures funded by pharmaceutical rebates and the Medicare Part D subsidy.*

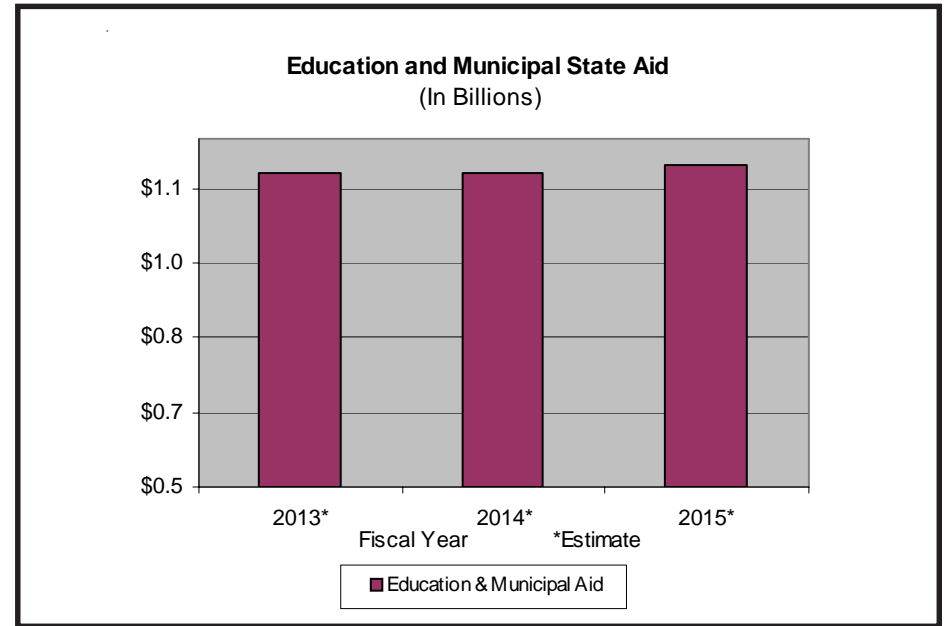
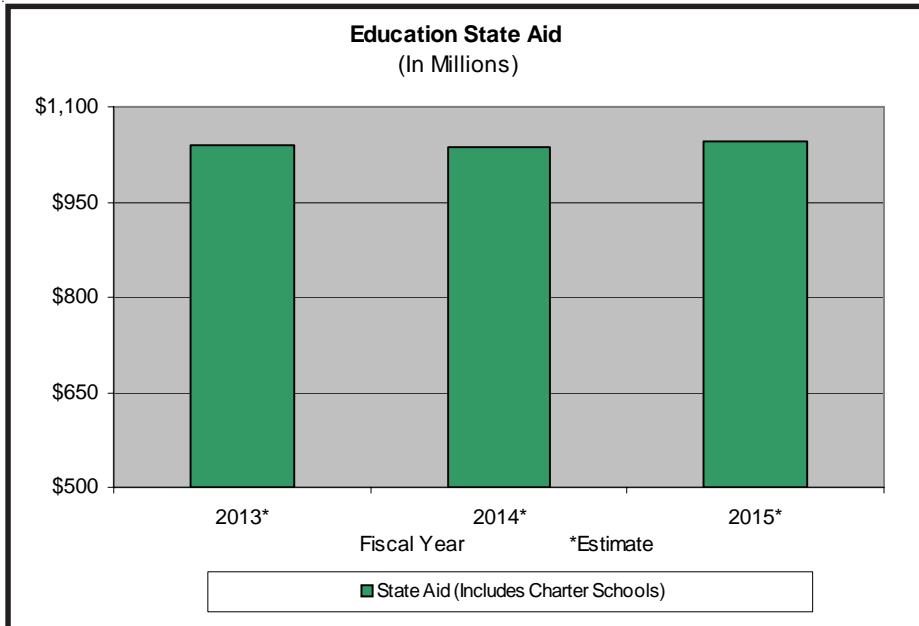


*Represents expenditures (claims and administrative costs) for active employees and statutorily authorized groups. \*FY2013 is the estimated claims and administrative costs to be paid. FY2014 - 2015 assumes a 7.5% annual increase in claims and administrative costs.*

**STATE SUPPORT FOR HIGHER EDUCATION**

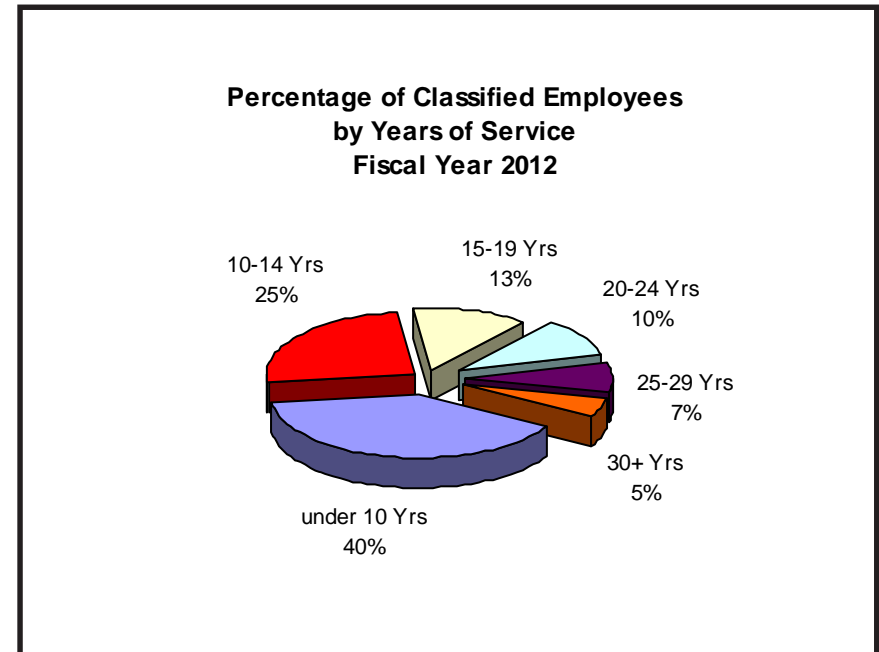
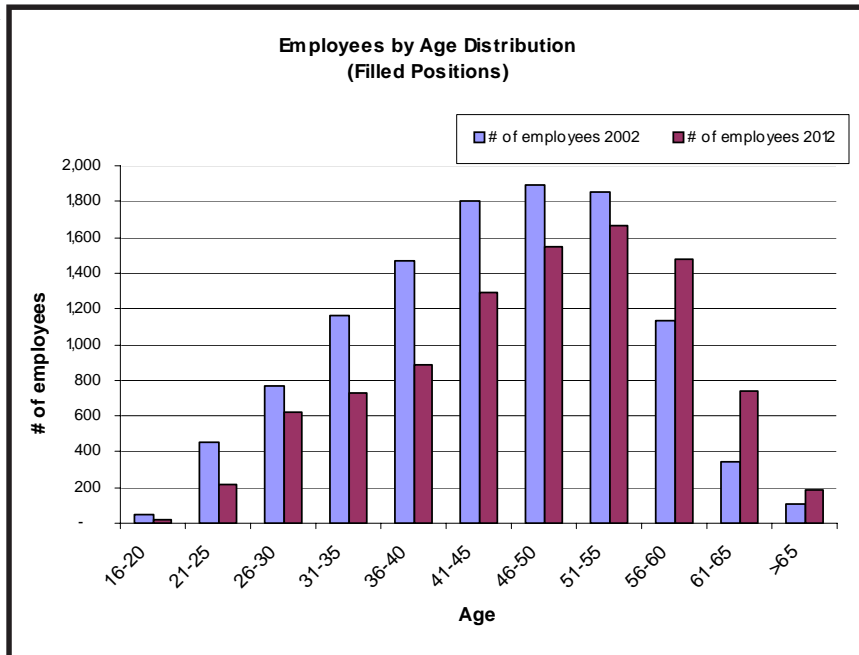


### EDUCATION AND MUNICIPAL AID



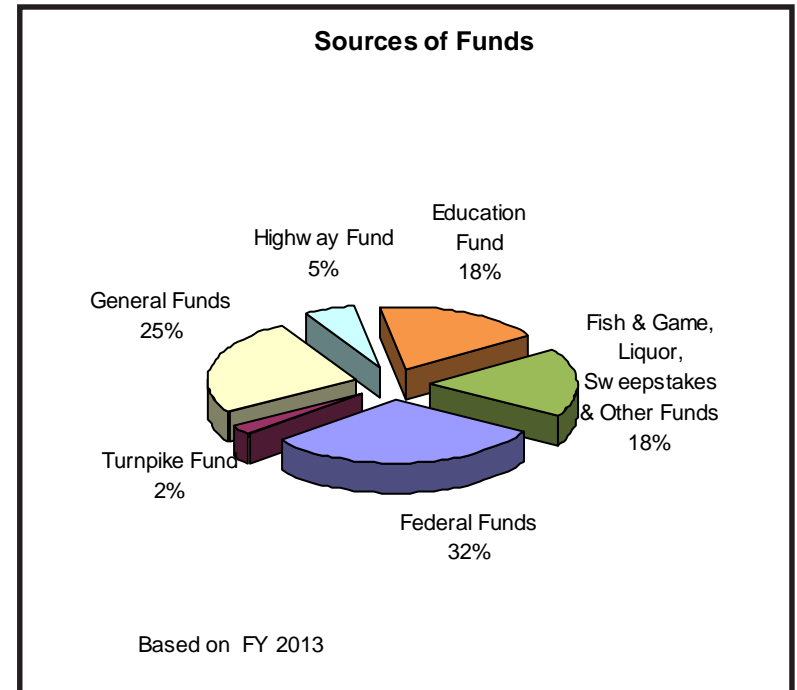


**STATE WORKFORCE DEMOGRAPHICS FY 2012**



**BUDGET SUMMARY  
TOTAL FUNDS  
SOURCE OF FUNDS**  
(In Thousands)

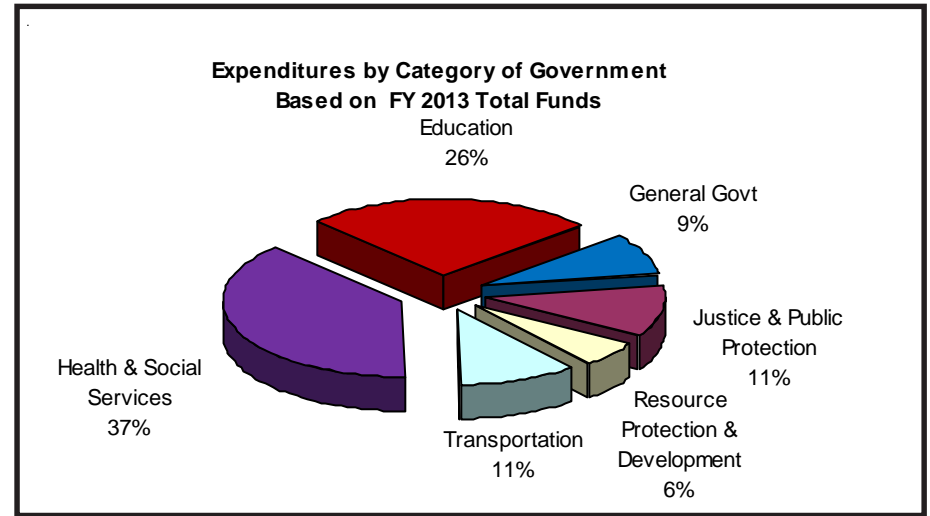
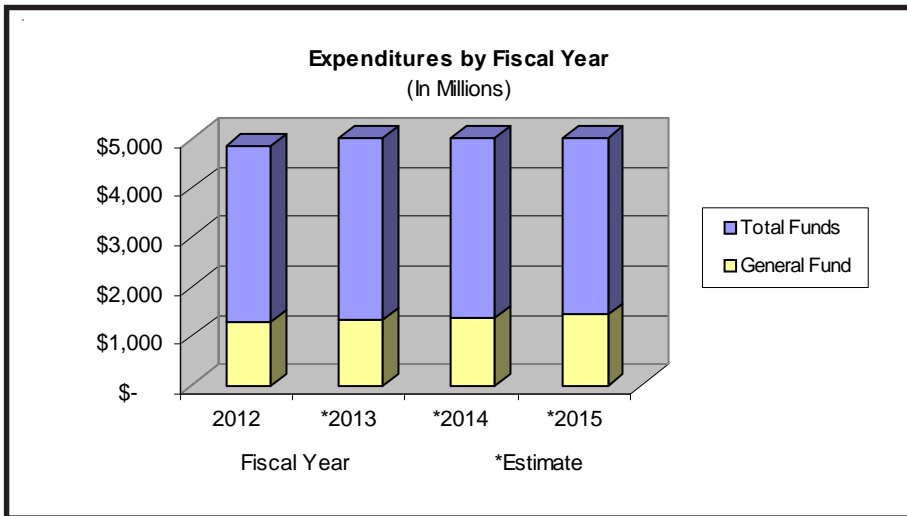
DESCRIPTION	ACTUAL FY 12	ADJ AUTH FY 13	GOV REC FY 14	GOV REC FY 15
Federal Funds	\$ 1,397,453	\$ 1,594,458	\$ 1,729,313	\$ 1,755,559
General Funds	1,287,440	1,324,894	1,368,121	1,428,414
Highway Fund	276,272	280,698	270,873	275,690
Turnpike Fund	107,162	126,477	113,437	117,306
Fish and Game Fund	13,084	13,580	12,997	13,217
Sweepstakes Fund	8,207	9,233	7,489	7,684
Sweeps, Racing & Char. Gaming	0	0	1,576	1,623
Liquor Fund	43,790	46,779	48,908	51,328
Other Funds	1,710,762	1,820,792	1,917,508	1,961,974
<b>TOTAL</b>	<b>\$ 4,844,170</b>	<b>\$ 5,216,912</b>	<b>\$ 5,470,222</b>	<b>\$ 5,612,795</b>
<i>Note - Other Funds includes Education Fund as follows:</i>				
	\$ 974,555	\$ 955,979	\$ 958,551	\$ 961,429



Note: The FY 13-15 totals do not include HB1/HB2 and Other Adjustments.

**EXPENDITURE SUMMARY BY CATEGORY  
GENERAL FUND & TOTAL FUNDS**

CAT	DESCRIPTION	GENERAL FUNDS				TOTAL FUNDS			
		ACTUAL FY 12	ADJ AUTH FY 13	GOV REC FY 14	GOV REC FY 15	ACTUAL FY 12	ADJ AUTH FY 13	GOV REC FY 14	GOV REC FY 15
01	GENERAL GOVERNMENT	\$ 254,149	\$ 254,395	\$ 258,344	\$ 272,905	\$ 443,420	\$ 465,447	\$ 472,923	\$ 490,993
02	ADM OF JUSTICE & PUBLIC PROTECTION	204,080	214,801	217,615	224,086	496,907	568,142	593,592	592,094
03	RESOURCE PROTECTION & DEVELOPMENT	27,806	27,259	29,322	32,600	193,308	291,524	279,057	283,504
04	TRANSPORTATION	582	918	887	914	531,055	550,687	550,886	559,542
05	HEALTH & SOCIAL SERVICES	646,415	659,302	664,409	673,381	1,830,529	1,965,890	2,151,582	2,228,940
06	EDUCATION	154,408	168,220	197,543	224,528	1,348,951	1,375,221	1,422,182	1,457,723
<b>STATE TOTALS</b>		<b>\$ 1,287,440</b>	<b>\$ 1,324,894</b>	<b>\$ 1,368,121</b>	<b>\$ 1,428,414</b>	<b>\$ 4,844,170</b>	<b>\$ 5,216,912</b>	<b>\$ 5,470,222</b>	<b>\$ 5,612,795</b>



Note: The FY 13-15 totals do not include HB1/HB2 and Other Adjustments.

DEPARTMENT EXPENDITURES BY APPROPRIATION UNIT  
GENERAL FUND AND TOTAL FUNDS

DEPARTMENT	GENERAL FUND				TOTAL FUNDS			
	ACTUAL FY 2012	ADJ ATH FY 2013	GOV REC FY 2014	GOV REC FY 2015	ACTUAL FY 2012	ADJ ATH FY 2013	GOV REC FY 2014	GOV REC FY 2015
01 00 LEGISLATIVE BRANCH	14,028,543	15,914,332	15,914,341	15,914,341	14,816,264	16,497,924	16,497,924	16,497,924
01 00 EXECUTIVE OFFICE	2,765,709	2,895,510	2,813,899	2,890,109	32,320,032	41,183,236	39,923,145	40,029,748
01 00 INFORMATION TECHNOLOGY DEPT OF	183,950	227,401	394,147	404,034	56,775,019	63,549,510	67,889,200	67,392,891
01 00 ADMINISTRATIVE SERV DEPT OF	54,200,218	56,729,215	54,821,306	56,156,622	116,383,343	123,260,683	121,360,498	123,485,670
01 00 SECRETARY OF STATE	1,220,557	1,626,639	1,584,311	1,624,386	8,681,680	7,787,805	8,291,030	8,452,651
01 00 CULTURAL RESOURCES DEPT OF	2,588,511	2,467,996	2,587,368	2,675,570	5,744,138	6,586,895	6,818,151	6,963,114
01 00 REVENUE ADMINISTRATION DEPT OF	13,181,988	15,441,596	16,299,213	16,646,900	13,245,703	15,581,272	16,401,896	16,751,589
01 00 TREASURY DEPT OF	153,170,704	156,734,211	159,956,739	172,595,842	174,526,021	178,373,166	182,239,488	197,679,652
01 00 TAX - LAND APPEALS BOARD OF	765,923	774,159	787,143	803,624	900,515	920,146	929,353	952,491
01 00 NH RETIREMENT SYSTEM	10,494,946	0	0	0	17,320,043	8,580,569	8,464,423	8,654,918
01 00 REAL ESTATE COMMISSION	480,277	395,069	398,163	390,230	613,642	685,380	648,473	646,251
01 00 JOINT BOARD OF LICENSURE -CERT	838,900	958,378	2,547,590	2,567,341	1,462,574	1,618,277	2,582,590	2,604,841
01 00 BOXING AND WRESTLING COMM	2,495	3,538	3,596	3,597	2,495	3,538	3,596	3,597
01 00 DEVELOPMENT DISABILITIES COUNC	0	0	0	0	402,047	591,470	636,514	645,196
01 00 EXECUTIVE COUNCIL	226,284	227,440	236,578	232,295	226,284	227,440	236,578	232,295
<b>01 GENERAL GOVERNMENT</b>	<b>254,149,005</b>	<b>254,395,484</b>	<b>258,344,394</b>	<b>272,904,891</b>	<b>443,419,800</b>	<b>465,447,311</b>	<b>472,922,859</b>	<b>490,992,828</b>
02 00 JUDICIAL BRANCH	68,965,336	69,464,826	75,793,788	78,155,893	71,897,469	74,656,209	81,452,306	83,170,612
02 00 ADJUTANT GENERAL	3,345,567	3,304,968	3,664,983	3,739,809	18,217,357	28,814,008	26,320,583	26,664,866
02 00 AGRICULTURE DEPT OF	2,362,962	2,577,587	2,542,440	2,618,373	4,154,323	4,992,094	5,317,511	5,440,149
02 00 JUSTICE DEPARTMENT	7,739,055	8,346,583	8,894,199	9,195,316	18,146,194	24,176,904	27,509,901	26,351,054
02 00 BANK COMMISSION	0	0	0	0	5,100,352	6,097,600	6,022,297	6,183,428
02 00 PUBLIC EMPLOYEES LABOR RLTN BD	364,865	379,847	398,255	403,611	367,385	382,688	400,700	406,115
02 00 RACING CHARITABLE GAMING COMM	0	0	0	0	1,524,119	1,528,207	1,575,769	1,622,824
02 00 HIGHWAY SAFETY AGCY OF	0	0	0	0	3,161,140	6,602,687	6,899,429	6,912,454
02 00 INSURANCE DEPT OF	0	0	0	0	8,142,678	9,606,428	11,077,935	10,284,658
02 00 LABOR DEPT OF	0	0	0	0	7,628,539	9,077,080	9,197,456	9,374,642
02 00 LIQUOR COMMISSION	0	0	0	0	44,047,778	47,436,619	49,947,403	52,376,075
02 00 PUBLIC UTILITIES COMM	0	0	0	0	14,573,317	26,404,886	27,055,539	27,130,211
02 00 SAFETY DEPT OF	2,026,734	1,938,103	1,571,808	1,507,467	139,560,006	156,728,148	173,965,523	164,983,405
02 00 CORRECTIONS DEPT OF	95,139,425	104,196,068	99,815,785	102,705,175	97,808,424	108,669,471	104,185,651	107,165,962
02 00 EMPLOYMENT SECURITY DEPT OF	0	0	0	0	38,324,670	38,263,890	37,587,127	38,122,667
02 00 JUDICIAL COUNCIL	23,703,452	24,147,960	24,433,233	25,255,843	23,703,452	24,147,960	24,433,233	25,255,843
02 00 HUMAN RIGHTS COMMISSION	432,205	444,743	500,158	504,287	549,971	557,444	643,537	648,849
<b>02 ADMIN OF JUSTICE AND PUBLIC PRNTN</b>	<b>204,079,601</b>	<b>214,800,685</b>	<b>217,614,649</b>	<b>224,085,774</b>	<b>496,907,174</b>	<b>568,142,323</b>	<b>593,591,900</b>	<b>592,093,814</b>

Note: The FY 13-15 totals do not include HB1/HB2 and Other Adjustments.

DEPARTMENT EXPENDITURES BY APPROPRIATION UNIT  
GENERAL FUND AND TOTAL FUNDS

DEPARTMENT	GENERAL FUND				TOTAL FUNDS			
	ACTUAL FY 2012	ADJ ATH FY 2013	GOV REC FY 2014	GOV REC FY 2015	ACTUAL FY 2012	ADJ ATH FY 2013	GOV REC FY 2014	GOV REC FY 2015
03 00 FISH AND GAME COMMISSION	50,000	50,000	601,000	795,000	28,097,070	30,212,646	27,960,836	28,736,039
03 00 COMM DEVELOPMENT FINANCE AUTH	171,000	171,000	179,550	179,550	171,000	171,000	179,550	179,550
03 00 RESOURCES - ECON DEVEL DEPT OF	11,749,694	12,993,820	13,679,815	13,901,788	45,694,280	60,506,008	62,293,802	63,365,312
03 00 ENVIRONMENTAL SERV DEPT OF	15,835,888	14,043,803	14,861,982	17,723,249	118,652,082	198,217,387	187,923,791	190,504,112
03 00 PEASE DEVELOPMENT AUTHORITY	1	0	0	0	693,858	2,416,804	699,297	718,861
<b>03 RESOURCE PROTECT &amp; DEVELOPMT</b>	<b>27,806,583</b>	<b>27,258,623</b>	<b>29,322,347</b>	<b>32,599,587</b>	<b>193,308,290</b>	<b>291,523,845</b>	<b>279,057,276</b>	<b>283,503,874</b>
04 00 TRANSPORTATION DEPT OF	582,590	918,091	887,354	914,420	531,054,671	550,686,759	550,885,883	559,542,032
<b>04 TRANSPORTATION</b>	<b>582,590</b>	<b>918,091</b>	<b>887,354</b>	<b>914,420</b>	<b>531,054,671</b>	<b>550,686,759</b>	<b>550,885,883</b>	<b>559,542,032</b>
05 00 HEALTH AND HUMAN SVCS DEPT OF	629,265,896	644,143,484	643,760,853	652,581,964	1,798,832,818	1,931,987,338	2,115,367,624	2,191,887,071
05 00 NH VETERANS HOME	13,287,107	10,974,952	15,831,377	16,036,431	27,475,409	29,351,550	31,113,447	32,007,000
05 00 NH OFFICE OF VETERANS SERVICES	412,949	418,863	509,227	502,434	412,949	418,863	509,227	502,434
05 00 DHHS ADMIN ATTACHED BOARDS	3,448,672	3,764,448	4,307,959	4,260,112	3,808,191	4,132,671	4,591,243	4,543,118
<b>05 HEALTH AND SOCIAL SERVICES</b>	<b>646,414,624</b>	<b>659,301,747</b>	<b>664,409,416</b>	<b>673,380,941</b>	<b>1,830,529,367</b>	<b>1,965,890,422</b>	<b>2,151,581,541</b>	<b>2,228,939,623</b>
06 00 EDUCATION DEPT OF	95,010,486	92,947,033	92,568,681	100,681,042	1,256,756,034	1,277,143,148	1,296,030,566	1,313,848,708
06 00 COMM COLLEGE SYSTEM OF NH	23,584,901	28,567,717	36,992,344	39,904,202	31,358,244	31,972,716	40,000,000	42,500,000
06 00 NH LOTTERY COMMISSION	0	0	0	0	6,703,806	7,725,331	7,488,685	7,684,471
06 00 UNIVERSITY OF NEW HAMPSHIRE	35,812,300	46,705,000	67,982,137	83,943,140	50,950,098	54,650,000	75,000,000	90,000,000
06 00 POLICE STDS - TRAINING COUNCIL	0	0	0	0	3,182,892	3,729,867	3,662,922	3,689,456
<b>06 EDUCATION</b>	<b>154,407,687</b>	<b>168,219,750</b>	<b>197,543,162</b>	<b>224,528,384</b>	<b>1,348,951,074</b>	<b>1,375,221,062</b>	<b>1,422,182,173</b>	<b>1,457,722,635</b>
<b>GRAND STATE</b>	<b>1,287,440,090</b>	<b>1,324,894,380</b>	<b>1,368,121,322</b>	<b>1,428,413,997</b>	<b>4,844,170,376</b>	<b>5,216,911,722</b>	<b>5,470,221,632</b>	<b>5,612,794,806</b>

Note: The FY 13-15 totals do not include HB1/HB2 and Other Adjustments.

**ACTIVITY EXPENDITURES BY APPROPRIATION UNIT  
GENERAL FUND AND TOTAL FUNDS**

ACTIVITY	GENERAL FUND				TOTAL FUNDS			
	ACTUAL FY 2012	ADJ ATH FY 2013	GOV REC FY 2014	GOV REC FY 2015	ACTUAL FY 2012	ADJ ATH FY 2013	GOV REC FY 2014	GOV REC FY 2015
01 00 004 041010 SENATE	2,307,639	2,747,322	2,747,322	2,747,322	2,307,639	2,747,322	2,747,322	2,747,322
01 00 004 042010 HOUSE	3,511,105	4,107,624	4,107,624	4,107,624	3,511,105	4,107,624	4,107,624	4,107,624
01 00 004 043010 GENERAL COURT JOINT EXPENSES	2,568,869	2,759,125	2,759,124	2,759,124	2,584,522	2,850,336	2,850,336	2,850,336
01 00 004 044010 LEGISLATIVE SERVICES	2,169,354	2,101,625	2,101,625	2,101,625	2,170,332	2,105,791	2,105,791	2,105,791
01 00 004 045010 LEGISLATIVE BUDGET ASSISTANT	3,471,576	4,198,636	4,198,646	4,198,646	4,242,666	4,686,851	4,686,851	4,686,851
<b>01 00 LEGISLATIVE BRANCH</b>	<b>14,028,543</b>	<b>15,914,332</b>	<b>15,914,341</b>	<b>15,914,341</b>	<b>14,816,264</b>	<b>16,497,924</b>	<b>16,497,924</b>	<b>16,497,924</b>
01 00 002 020010 EXECUTIVE OFFICE	1,519,079	1,576,785	1,528,718	1,568,133	1,519,079	1,576,785	1,528,718	1,568,133
01 00 002 020510 GOVS COMM ON DISABILITY	309,868	375,176	376,715	393,218	567,427	662,020	673,924	694,778
01 00 002 024010 OFFICE OF ENERGY - PLANNING	936,762	943,549	908,466	928,758	30,233,526	38,944,431	37,720,503	37,766,837
<b>01 00 EXECUTIVE OFFICE</b>	<b>2,765,709</b>	<b>2,895,510</b>	<b>2,813,899</b>	<b>2,890,109</b>	<b>32,320,032</b>	<b>41,183,236</b>	<b>39,923,145</b>	<b>40,029,748</b>
01 00 003 030010 INFORMATION TECHNOLOGY DEPT OF	183,950	227,401	394,147	404,034	56,775,019	63,549,510	67,889,200	67,392,891
<b>01 00 INFORMATION TECHNOLOGY DEPT OF</b>	<b>183,950</b>	<b>227,401</b>	<b>394,147</b>	<b>404,034</b>	<b>56,775,019</b>	<b>63,549,510</b>	<b>67,889,200</b>	<b>67,392,891</b>
01 00 014 140010 COMMISSIONERS OFFICE	2,672,294	2,882,149	3,242,734	3,422,060	2,713,962	2,992,149	3,447,246	3,631,079
01 00 014 140510 DIVISION OF ACCOUNTING SVCS	1,689,173	1,726,031	1,719,942	1,767,300	1,689,173	1,726,031	3,804,622	3,881,980
01 00 014 141010 DIVISION OF PERSONNEL	1,537,641	1,536,983	1,596,786	1,631,446	1,873,551	1,895,588	2,014,844	2,070,904
01 00 014 141510 BUR PLANT/PROP MANAGEMENT	8,972,776	9,506,143	9,530,658	9,513,076	34,473,361	37,455,240	37,258,065	37,860,497
01 00 014 142010 FINANCIAL DATA MANAGEMENT	5,017,664	5,517,920	5,005,943	5,087,974	5,017,664	5,517,920	5,005,943	5,087,974
01 00 014 142510 GAL CERTIFICATION BOARD	16,287	25,859	27,238	28,008	19,861	31,211	30,238	31,008
01 00 014 143510 RISK AND BENEFIT MANAGEMENT	34,294,383	35,534,130	33,698,005	34,706,758	70,595,771	73,642,544	69,799,540	70,922,228
<b>01 00 ADMINISTRATIVE SERV DEPT OF</b>	<b>54,200,218</b>	<b>56,729,215</b>	<b>54,821,306</b>	<b>56,156,622</b>	<b>116,383,343</b>	<b>123,260,683</b>	<b>121,360,498</b>	<b>123,485,670</b>
01 00 032 320010 SECRETARY OF STATE	698,643	705,456	654,350	679,266	698,740	732,722	681,615	706,531
01 00 032 320510 ELECTIONS DIVISION	71,607	190,872	180,131	180,131	727,466	1,138,085	1,289,471	1,261,345
01 00 032 321010 LEGISLATIVE SVCS DIVISION	8,034	28,000	28,000	28,000	8,034	28,000	28,000	28,000
01 00 032 321510 CORPORATE ADMINISTRATION	0	0	0	0	3,650,924	2,811,969	2,945,073	3,024,388
01 00 032 322510 RECORDS MGMT ARCHIVES	341,065	384,946	368,669	373,933	341,065	384,946	368,669	373,933
01 00 032 322010 AUCTIONEERS BOARD	602	16,623	15,884	15,884	602	16,623	15,884	15,884
01 00 032 323010 SECURITIES REGULATION	0	0	0	0	1,786,347	1,469,737	1,389,612	1,427,186
01 00 032 324010 VITAL RECORDS	100,606	300,742	337,277	347,172	1,468,502	1,205,723	1,572,706	1,615,384
<b>01 00 SECRETARY OF STATE</b>	<b>1,220,557</b>	<b>1,626,639</b>	<b>1,584,311</b>	<b>1,624,386</b>	<b>8,681,680</b>	<b>7,787,805</b>	<b>8,291,030</b>	<b>8,452,651</b>

Note: The FY 13-15 totals do not include HB1/HB2 and Other Adjustments.

**ACTIVITY EXPENDITURES BY APPROPRIATION UNIT  
GENERAL FUND AND TOTAL FUNDS**

ACTIVITY	GENERAL FUND				TOTAL FUNDS			
	ACTUAL FY 2012	ADJ ATH FY 2013	GOV REC FY 2014	GOV REC FY 2015	ACTUAL FY 2012	ADJ ATH FY 2013	GOV REC FY 2014	GOV REC FY 2015
01 00 034 340010 OFFICE OF THE COMMISSIONER	667,364	631,572	663,946	705,719	906,276	871,572	893,946	935,719
01 00 034 340510 STATE LIBRARY	1,232,797	1,198,992	1,156,723	1,185,159	2,608,431	3,222,967	3,190,345	3,215,323
01 00 034 341010 DIVISION OF THE ARTS	335,488	341,378	405,630	415,424	1,134,298	1,340,081	1,426,329	1,463,069
01 00 034 342010 DIVISION HISTORICAL RESOURCES	352,862	296,054	361,069	369,268	1,010,717	1,152,275	1,307,531	1,349,003
01 00 034 340010 OFFICE OF THE COMMISSIONER	0	0	0	0	84,416	0	0	0
<b>01 00 CULTURAL RESOURCES DEPT OF</b>	<b>2,588,511</b>	<b>2,467,996</b>	<b>2,587,368</b>	<b>2,675,570</b>	<b>5,744,138</b>	<b>6,586,895</b>	<b>6,818,151</b>	<b>6,963,114</b>
01 00 084 840010 REVENUE ADMINISTRATION	1,634,649	1,748,420	1,924,880	1,965,898	1,634,649	1,748,420	1,924,880	1,965,898
01 00 084 840510 REVENUE COLLECTIONS	6,626,330	8,178,890	8,343,670	8,571,041	6,626,330	8,178,890	8,343,670	8,571,041
01 00 084 841010 PROPERTY APPRAISAL	2,997,723	3,020,530	3,471,537	3,527,129	3,061,438	3,160,206	3,574,220	3,631,818
01 00 084 841510 AUTOMATED INFORMATION	1,919,728	2,486,526	2,553,219	2,576,924	1,919,728	2,486,526	2,553,219	2,576,924
01 00 084 842010 ADMIN ATTACHED BOARDS	3,558	7,230	5,907	5,908	3,558	7,230	5,907	5,908
<b>01 00 REVENUE ADMINISTRATION DEPT OF</b>	<b>13,181,988</b>	<b>15,441,596</b>	<b>16,299,213</b>	<b>16,646,900</b>	<b>13,245,703</b>	<b>15,581,272</b>	<b>16,401,896</b>	<b>16,751,589</b>
01 00 038 380010 TREASURY DEPARTMENT	151,868,249	156,733,811	159,956,339	172,595,442	170,712,371	175,517,632	178,299,701	190,489,344
01 00 038 380510 ABANDONED PROPERTY	0	0	0	0	1,290,536	1,753,246	1,823,018	1,920,677
01 00 038 381010 UNIQUE PROGRAM	0	0	0	0	823,020	950,000	924,481	947,343
01 00 038 381510 TRUST FUNDS	400	400	400	400	32,287	32,288	32,288	32,288
01 00 038 382010 LCHIP	1,302,055	0	0	0	1,667,807	120,000	1,160,000	4,290,000
<b>01 00 TREASURY DEPT OF</b>	<b>153,170,704</b>	<b>156,734,211</b>	<b>159,956,739</b>	<b>172,595,842</b>	<b>174,526,021</b>	<b>178,373,166</b>	<b>182,239,488</b>	<b>197,679,652</b>
01 00 089 890010 BOARD OF TAX - LAND APPEALS	765,923	774,159	787,143	803,624	900,515	920,146	929,353	952,491
<b>01 00 TAX - LAND APPEALS BOARD OF</b>	<b>765,923</b>	<b>774,159</b>	<b>787,143</b>	<b>803,624</b>	<b>900,515</b>	<b>920,146</b>	<b>929,353</b>	<b>952,491</b>
01 00 059 590010 NH RETIREMENT SYSTEM	0	0	0	0	6,825,097	8,580,569	8,464,423	8,654,918
01 00 059 590510 STATE CONTRIBUTIONS	10,494,946	0	0	0	10,494,946	0	0	0
<b>01 00 NH RETIREMENT SYSTEM</b>	<b>10,494,946</b>	<b>0</b>	<b>0</b>	<b>0</b>	<b>17,320,043</b>	<b>8,580,569</b>	<b>8,464,423</b>	<b>8,654,918</b>
01 00 028 280010 REAL ESTATE COMMISSION	480,277	395,069	398,163	390,230	613,642	685,380	648,473	646,251
<b>01 00 REAL ESTATE COMMISSION</b>	<b>480,277</b>	<b>395,069</b>	<b>398,163</b>	<b>390,230</b>	<b>613,642</b>	<b>685,380</b>	<b>648,473</b>	<b>646,251</b>
01 00 031 310010 JOINT BOARD	838,900	958,378	2,547,590	2,567,341	1,462,574	1,618,277	2,582,590	2,604,841
<b>01 00 JOINT BOARD OF LICENSURE -CERT</b>	<b>838,900</b>	<b>958,378</b>	<b>2,547,590</b>	<b>2,567,341</b>	<b>1,462,574</b>	<b>1,618,277</b>	<b>2,582,590</b>	<b>2,604,841</b>
01 00 030 302910 BOXING - WRESTLING COMMISSION	2,495	3,538	3,596	3,597	2,495	3,538	3,596	3,597
<b>01 00 BOXING AND WRESTLING COMM</b>	<b>2,495</b>	<b>3,538</b>	<b>3,596</b>	<b>3,597</b>	<b>2,495</b>	<b>3,538</b>	<b>3,596</b>	<b>3,597</b>
01 00 097 970010 DEVELOP. DISABILITIES COUNCIL	0	0	0	0	402,047	591,470	636,514	645,196
<b>01 00 DEVELOPMENT DISABILITIES COUNC</b>	<b>0</b>	<b>0</b>	<b>0</b>	<b>0</b>	<b>402,047</b>	<b>591,470</b>	<b>636,514</b>	<b>645,196</b>
01 00 005 052010 EXECUTIVE COUNCIL	226,284	227,440	236,578	232,295	226,284	227,440	236,578	232,295
<b>01 00 EXECUTIVE COUNCIL</b>	<b>226,284</b>	<b>227,440</b>	<b>236,578</b>	<b>232,295</b>	<b>226,284</b>	<b>227,440</b>	<b>236,578</b>	<b>232,295</b>
<b>01 GENERAL GOVERNMENT</b>	<b>254,149,005</b>	<b>254,395,484</b>	<b>258,344,394</b>	<b>272,904,891</b>	<b>443,419,800</b>	<b>465,447,311</b>	<b>472,922,859</b>	<b>490,992,828</b>

Note: The FY 13-15 totals do not include HB1/HB2 and Other Adjustments.

ACTIVITY EXPENDITURES BY APPROPRIATION UNIT  
GENERAL FUND AND TOTAL FUNDS

ACTIVITY	GENERAL FUND				TOTAL FUNDS			
	ACTUAL FY 2012	ADJ ATH FY 2013	GOV REC FY 2014	GOV REC FY 2015	ACTUAL FY 2012	ADJ ATH FY 2013	GOV REC FY 2014	GOV REC FY 2015
02 00 010 100010 SUPREME COURT	64,425,982	64,781,447	70,833,605	73,175,673	67,358,115	69,917,830	76,166,933	77,865,202
02 00 010 100510 WORKERS COMPENSATION	168,722	75,000	75,000	75,000	168,722	75,000	75,000	75,000
02 00 010 101010 COURT SECURITY	4,236,675	4,464,256	4,724,251	4,739,926	4,236,675	4,464,256	4,724,251	4,739,926
02 00 010 102010 JUDICIAL CONDUCT COMMITTEE	133,957	144,123	160,932	165,294	133,957	144,123	160,932	165,294
02 00 010 102510 GRANTS	0	0	0	0	0	55,000	325,190	325,190
<b>02 00 JUDICIAL BRANCH</b>	<b>68,965,336</b>	<b>69,464,826</b>	<b>75,793,788</b>	<b>78,155,893</b>	<b>71,897,469</b>	<b>74,656,209</b>	<b>81,452,306</b>	<b>83,170,612</b>
02 00 012 120010 ADJUTANT GENERAL	3,075,323	3,129,082	3,409,187	3,475,975	17,676,213	28,257,547	25,741,823	26,069,933
02 00 012 121010 NH STATE VETERANS CEMETERY	270,244	175,886	255,796	263,834	541,144	556,461	578,760	594,933
<b>02 00 ADJUTANT GENERAL</b>	<b>3,345,567</b>	<b>3,304,968</b>	<b>3,664,983</b>	<b>3,739,809</b>	<b>18,217,357</b>	<b>28,814,008</b>	<b>26,320,583</b>	<b>26,664,866</b>
02 00 018 180010 OFFICE OF THE COMMISSIONER	295,490	301,746	353,812	356,850	297,394	331,745	353,812	356,850
02 00 018 180510 DIV OF WEIGHTS & MEASURES	393,503	378,771	367,396	383,687	393,503	378,771	367,396	383,687
02 00 018 181010 DIV OF REGULATORY SERVICES	240,628	322,698	336,815	347,870	300,494	470,621	444,120	455,875
02 00 018 181510 PRODUCT AND SCALE TESTING FUND	0	0	0	0	222,175	411,630	494,262	510,710
02 00 018 182010 DIV ANIMAL INDUSTRY	551,070	567,202	591,917	611,776	563,644	605,953	745,339	769,703
02 00 018 182510 ANIMAL POPULATION CONTROL	10,126	10,416	10,614	11,193	390,789	481,669	412,967	412,085
02 00 018 182810 BOARD OF VETERINARY MEDICINE	74,270	87,116	74,308	77,646	74,270	87,116	74,308	77,646
02 00 018 183010 PESTICIDE REGULATION PROGRAMS	311,131	329,096	267,479	275,529	763,496	900,515	884,634	917,370
02 00 018 183510 DIVISION OF PLANT INDUSTRY	187,838	205,248	210,832	218,491	188,105	234,150	235,440	243,099
02 00 018 184010 CAPS PROGRAM	0	0	0	0	127,857	210,324	212,061	211,888
02 00 018 184510 SOIL CONSERVATION	455	2,000	4,600	4,600	197,810	184,000	199,600	201,600
02 00 018 185010 AGRICULTURAL DEVELOPMENT	298,451	373,294	324,667	330,731	634,786	695,600	893,572	899,636
<b>02 00 AGRICULTURE DEPT OF</b>	<b>2,362,962</b>	<b>2,577,587</b>	<b>2,542,440</b>	<b>2,618,373</b>	<b>4,154,323</b>	<b>4,992,094</b>	<b>5,317,511</b>	<b>5,440,149</b>
02 00 020 200010 JUSTICE DEPARTMENT	2,049,836	1,744,372	1,961,287	1,988,841	2,263,696	1,958,421	2,156,127	2,184,951
02 00 020 201015 JUSTICE DEPARTMENT HIGHWAY	0	0	0	0	210,645	391,643	366,682	367,839
02 00 020 200510 DIV OF PUBLIC PROTECTION	4,080,016	4,715,647	5,122,368	5,371,857	8,476,079	9,598,552	10,336,811	10,678,098
02 00 020 201010 DIV OF LEGAL COUNCIL	1,550,610	1,827,172	1,747,300	1,770,007	3,308,714	3,644,032	3,577,415	3,627,277
02 00 020 201510 GRANTS MANAGEMENT	58,593	59,392	63,244	64,611	3,887,060	8,584,256	11,072,866	9,492,889
<b>02 00 JUSTICE DEPARTMENT</b>	<b>7,739,055</b>	<b>8,346,583</b>	<b>8,894,199</b>	<b>9,195,316</b>	<b>18,146,194</b>	<b>24,176,904</b>	<b>27,509,901</b>	<b>26,351,054</b>
02 00 072 720010 BANKING	0	0	0	0	2,214,100	2,655,281	2,679,607	2,756,503
02 00 072 720510 CONSUMER CREDIT DIVISION	0	0	0	0	2,863,607	3,441,219	3,341,590	3,425,825
02 00 072 721010 WORKERS COMPENSATION	0	0	0	0	22,645	1,000	1,000	1,000
02 00 072 721510 UNEMPLOYMENT COMPENSATION	0	0	0	0	0	100	100	100
<b>02 00 BANK COMMISSION</b>	<b>0</b>	<b>0</b>	<b>0</b>	<b>0</b>	<b>5,100,352</b>	<b>6,097,600</b>	<b>6,022,297</b>	<b>6,183,428</b>

Note: The FY 13-15 totals do not include HB1/HB2 and Other Adjustments.



ACTIVITY EXPENDITURES BY APPROPRIATION UNIT  
GENERAL FUND AND TOTAL FUNDS

ACTIVITY	GENERAL FUND				TOTAL FUNDS			
	ACTUAL FY 2012	ADJ ATH FY 2013	GOV REC FY 2014	GOV REC FY 2015	ACTUAL FY 2012	ADJ ATH FY 2013	GOV REC FY 2014	GOV REC FY 2015
02 00 073 730010 PUBLIC EMPL.LABOR RELATIONS BD	364,865	379,847	398,255	403,611	367,385	382,688	400,700	406,115
<b>02 00 PUBLIC EMPLOYEES LABOR RLTN BD</b>	<b>364,865</b>	<b>379,847</b>	<b>398,255</b>	<b>403,611</b>	<b>367,385</b>	<b>382,688</b>	<b>400,700</b>	<b>406,115</b>
02 00 086 860014 RACING CHARITABLE GAMING COMM	0	0	0	0	450,042	435,825	434,044	452,885
02 00 086 861214 LUCKY SEVEN BINGO	0	0	0	0	768,982	773,064	806,022	817,007
02 00 086 861314 GAMES OF CHANCE	0	0	0	0	304,883	310,318	326,703	343,932
02 00 086 861514 UNEMPLOYMENT COMPENSATION	0	0	0	0	212	9,000	9,000	9,000
<b>02 00 RACING CHARITABLE GAMING COMM</b>	<b>0</b>	<b>0</b>	<b>0</b>	<b>0</b>	<b>1,524,119</b>	<b>1,528,207</b>	<b>1,575,769</b>	<b>1,622,824</b>
02 00 025 250010 HIGHWAY SAFETY	0	0	0	0	2,568,098	5,956,969	6,273,080	6,273,080
02 00 025 250015 HIGHWAY SAFETY	0	0	0	0	593,042	645,718	626,349	639,374
<b>02 00 HIGHWAY SAFETY AGCY OF</b>	<b>0</b>	<b>0</b>	<b>0</b>	<b>0</b>	<b>3,161,140</b>	<b>6,602,687</b>	<b>6,899,429</b>	<b>6,912,454</b>
02 00 024 240010 INSURANCE	0	0	0	0	8,142,678	9,606,428	11,077,935	10,284,658
<b>02 00 INSURANCE DEPT OF</b>	<b>0</b>	<b>0</b>	<b>0</b>	<b>0</b>	<b>8,142,678</b>	<b>9,606,428</b>	<b>11,077,935</b>	<b>10,284,658</b>
02 00 026 260010 LABOR	0	0	0	0	442,329	482,075	567,979	578,681
02 00 026 260510 INSPECTION DIVISION	0	0	0	0	949,988	1,296,615	1,387,872	1,455,558
02 00 026 261010 WORKERS COMPENSATION	0	0	0	0	6,220,653	7,292,385	7,235,604	7,334,402
02 00 026 261510 APPRENTICESHIP	0	0	0	0	0	4	0	0
02 00 026 263510 UNEMPLOYMENT COMPENSATION	0	0	0	0	11,255	1	1	1
02 00 026 264010 WORKERS COMPENSATION	0	0	0	0	4,314	6,000	6,000	6,000
<b>02 00 LABOR DEPT OF</b>	<b>0</b>	<b>0</b>	<b>0</b>	<b>0</b>	<b>7,628,539</b>	<b>9,077,080</b>	<b>9,197,456</b>	<b>9,374,642</b>
02 00 077 770012 LIQUOR COMMISSION	0	0	0	0	729,736	876,877	763,311	769,718
02 00 077 770512 ENFORCEMENT	0	0	0	0	3,329,285	3,849,181	4,280,673	4,371,307
02 00 077 771012 FINANCIAL MANAGEMENT DIV	0	0	0	0	5,024,170	5,375,281	5,437,528	5,478,137
02 00 077 771512 MARKETING AND MERCHANDISING	0	0	0	0	34,393,496	36,885,280	39,015,891	41,306,913
02 00 077 772012 WORKERS COMPENSATION	0	0	0	0	507,296	400,000	400,000	400,000
02 00 077 772512 UNEMPLOYMENT COMPENSATION	0	0	0	0	63,795	50,000	50,000	50,000
<b>02 00 LIQUOR COMMISSION</b>	<b>0</b>	<b>0</b>	<b>0</b>	<b>0</b>	<b>44,047,778</b>	<b>47,436,619</b>	<b>49,947,403</b>	<b>52,376,075</b>
02 00 081 810010 OFFICE OF THE COMMISSIONER	0	0	0	0	7,157,274	7,765,776	7,953,559	8,002,362
02 00 081 810510 GAS PIPELINE CARRIERS	0	0	0	0	457,606	546,420	560,269	575,351
02 00 081 811010 GREENHOUSE GAS	0	0	0	0	4,325,664	11,752,924	9,769,814	9,773,810
02 00 081 811510 RENEWABLE ENERGY FUND	0	0	0	0	1,951,400	5,667,120	8,089,826	8,093,493
02 00 081 812010 CONSUMER ADVOCATE	0	0	0	0	657,627	672,644	682,069	685,193
02 00 081 812510 WORKERS COMPENSATION	0	0	0	0	23,746	1	1	1
02 00 081 813010 UNEMPLOYMENT COMPENSATION	0	0	0	0	0	1	1	1
<b>02 00 PUBLIC UTILITIES COMM</b>	<b>0</b>	<b>0</b>	<b>0</b>	<b>0</b>	<b>14,573,317</b>	<b>26,404,886</b>	<b>27,055,539</b>	<b>27,130,211</b>

Note: The FY 13-15 totals do not include HB1/HB2 and Other Adjustments.

ACTIVITY EXPENDITURES BY APPROPRIATION UNIT  
GENERAL FUND AND TOTAL FUNDS

ACTIVITY	GENERAL FUND				TOTAL FUNDS			
	ACTUAL FY 2012	ADJ ATH FY 2013	GOV REC FY 2014	GOV REC FY 2015	ACTUAL FY 2012	ADJ ATH FY 2013	GOV REC FY 2014	GOV REC FY 2015
02 00 023 231010 OFFICE OF COMMISSIONER	0	0	0	0	6,441,551	9,167,754	5,081,270	5,175,295
02 00 023 232010 DIVISION OF ADMINISTRATION	0	0	0	0	414,527	494,519	1,314,263	467,642
02 00 023 233010 DIVISION OF MOTOR VEHICLES	0	0	0	0	1,375,357	1,447,413	1,164,452	1,250,624
02 00 023 234010 DIVISION OF STATE POLICE	0	61,056	145,398	104,629	18,573,782	20,901,731	21,911,600	22,012,635
02 00 023 236010 HOMELND SEC - EMER MGMT	762	0	2	2	11,445,326	14,757,389	26,131,491	14,980,478
02 00 023 236510 EMERGENCY COMMUNICATIONS	0	0	0	0	16,121,065	16,984,682	19,638,070	19,839,137
02 00 023 237010 FIRE STANDARDS - TRNG - EMS	0	0	0	0	5,989,448	5,793,638	6,884,918	7,011,730
02 00 023 238010 FIRE SAFETY	813,711	460,208	0	0	3,263,993	3,611,545	3,378,757	3,434,241
02 00 023 239010 SPECIAL EXPENSES	0	0	0	0	96,119	85,200	119,551	119,551
02 00 023 231015 OFFICE OF COMMISSIONER	1,212,261	1,416,839	1,426,408	1,402,836	9,364,788	10,651,566	10,707,143	10,953,200
02 00 023 232015 DIVISION OF ADMINISTRATION	0	0	0	0	13,098,503	14,552,737	15,262,765	15,593,209
02 00 023 233015 DIVISION OF MOTOR VEHICLES	0	0	0	0	15,159,394	16,380,832	16,624,080	17,155,304
02 00 023 234015 DIVISION OF STATE POLICE	0	0	0	0	36,189,052	40,294,592	44,011,113	45,254,309
02 00 023 239015 SPECIAL EXPENSES	0	0	0	0	1,941,087	1,552,000	1,683,500	1,683,500
02 00 023 239017 SPECIAL EXPENSES	0	0	0	0	86,014	52,550	52,550	52,550
<b>02 00 SAFETY DEPT OF</b>	<b>2,026,734</b>	<b>1,938,103</b>	<b>1,571,808</b>	<b>1,507,467</b>	<b>139,560,006</b>	<b>156,728,148</b>	<b>173,965,523</b>	<b>164,983,405</b>
02 00 046 460010 OFFICE OF THE COMMISSIONER	2,096,524	2,334,384	2,508,815	2,573,592	2,096,524	2,334,384	2,508,815	2,573,592
02 00 046 460510 CORRECTIONS GRANTS	21,018	52,822	53,804	59,658	442,721	634,220	708,883	717,485
02 00 046 461010 DIVISION OF ADMINISTRATION	3,120,654	3,670,820	4,081,553	4,016,185	3,120,654	3,670,820	4,081,553	4,016,185
02 00 046 462010 PRISON INDUSTRIES	673,482	0	0	0	2,487,409	3,093,979	2,929,478	3,006,490
02 00 046 463010 STATE PRISON FOR MEN	30,765,987	31,392,338	29,512,078	30,310,952	30,765,987	31,392,338	29,512,078	30,310,952
02 00 046 464010 DIVISION OF FIELD SERVICES	8,457,476	8,939,288	8,632,763	8,937,578	8,457,476	8,939,288	8,632,763	8,937,578
02 00 046 464510 COMMUNITY CORRECTIONS	4,523,659	4,705,742	5,335,111	5,461,884	4,523,659	4,705,742	5,335,111	5,461,884
02 00 046 465010 MEDICAL AND FORENSIC SERVICES	22,269,684	26,373,871	24,667,682	25,640,594	22,269,684	26,373,871	24,667,682	25,640,594
02 00 046 466010 STATE PRISON FOR WOMEN	3,132,960	3,420,054	3,707,961	3,792,072	3,132,960	3,420,054	3,707,961	3,792,072
02 00 046 468010 BERLIN PRISON (NCF)	12,866,351	14,721,427	12,938,953	13,330,313	12,866,351	14,721,427	12,938,953	13,330,313
02 00 046 469010 INSTITUTIONAL PROGRAMS	4,693,920	5,813,256	5,572,748	5,730,843	5,127,289	6,611,282	6,358,057	6,527,313
02 00 046 461510 SECURITY & TRAINING	1,472,926	1,701,441	1,540,092	1,557,427	1,472,926	1,701,441	1,540,092	1,557,427
02 00 046 462510 PROFESSIONAL STANDARDS	1,044,784	1,070,625	1,264,225	1,294,077	1,044,784	1,070,625	1,264,225	1,294,077
<b>02 00 CORRECTIONS DEPT OF</b>	<b>95,139,425</b>	<b>104,196,068</b>	<b>99,815,785</b>	<b>102,705,175</b>	<b>97,808,424</b>	<b>108,669,471</b>	<b>104,185,651</b>	<b>107,165,962</b>
02 00 027 270010 EMPLOYMENT SECURITY	0	0	0	0	38,324,670	38,263,890	37,587,127	38,122,667
<b>02 00 EMPLOYMENT SECURITY DEPT OF</b>	<b>0</b>	<b>0</b>	<b>0</b>	<b>0</b>	<b>38,324,670</b>	<b>38,263,890</b>	<b>37,587,127</b>	<b>38,122,667</b>
02 00 007 070010 JUDICIAL COUNCIL	23,695,893	24,139,474	24,424,790	25,247,134	23,695,893	24,139,474	24,424,790	25,247,134
02 00 008 082310 MARITAL MEDIATOR BOARD	7,559	8,486	8,443	8,709	7,559	8,486	8,443	8,709
<b>02 00 JUDICIAL COUNCIL</b>	<b>23,703,452</b>	<b>24,147,960</b>	<b>24,433,233</b>	<b>25,255,843</b>	<b>23,703,452</b>	<b>24,147,960</b>	<b>24,433,233</b>	<b>25,255,843</b>
02 00 076 760010 HUMAN RIGHTS COMMISSION	432,205	444,743	500,158	504,287	549,971	557,444	643,537	648,849
<b>02 00 HUMAN RIGHTS COMMISSION</b>	<b>432,205</b>	<b>444,743</b>	<b>500,158</b>	<b>504,287</b>	<b>549,971</b>	<b>557,444</b>	<b>643,537</b>	<b>648,849</b>
<b>02 ADMIN OF JUSTICE AND PUBLIC PRTN</b>	<b>204,079,601</b>	<b>214,800,685</b>	<b>217,614,649</b>	<b>224,085,774</b>	<b>496,907,174</b>	<b>568,142,323</b>	<b>593,591,900</b>	<b>592,093,814</b>

Note: The FY 13-15 totals do not include HB1/HB2 and Other Adjustments.

ACTIVITY EXPENDITURES BY APPROPRIATION UNIT  
GENERAL FUND AND TOTAL FUNDS

ACTIVITY	GENERAL FUND				TOTAL FUNDS			
	ACTUAL FY 2012	ADJ ATH FY 2013	GOV REC FY 2014	GOV REC FY 2015	ACTUAL FY 2012	ADJ ATH FY 2013	GOV REC FY 2014	GOV REC FY 2015
03 00 075 751510 FISH AND GAME COMMISSION	50,000	50,000	50,000	50,000	50,000	50,000	50,000	50,000
03 00 075 750020 FISH AND GAME COMMISSION	0	0	0	0	1,515,227	1,625,982	1,566,267	1,590,726
03 00 075 750520 ADMINSTRATIVE SUPPORT	0	0	551,000	745,000	3,420,723	3,795,214	3,731,450	3,805,905
03 00 075 751020 PUBLIC INFO & CONSERVATION EDU	0	0	0	0	1,880,366	1,834,235	1,613,372	1,656,758
03 00 075 751520 WILDLIFE PROGRAM	0	0	0	0	4,904,453	4,265,634	4,099,068	3,989,308
03 00 075 752020 INLAND FISHERIES MGMT	0	0	0	0	4,004,424	4,233,796	4,192,118	4,286,701
03 00 075 752520 LAW ENFORCEMENT PROGRAM	0	0	0	0	7,705,000	9,559,921	9,600,575	9,726,626
03 00 075 753020 MARINE RESOURCES PROGRAM	0	0	0	0	2,677,988	1,576,890	1,542,412	1,582,985
03 00 075 753520 FACILITIES & LAND	0	0	0	0	1,834,782	3,091,774	1,386,574	1,868,030
03 00 075 754520 UNEMPLOYMENT COMPENSATION	0	0	0	0	1,040	4,200	4,000	4,000
03 00 075 754020 WORKERS COMPENSATION	0	0	0	0	103,067	175,000	175,000	175,000
<b>03 00 FISH AND GAME COMMISSION</b>	<b>50,000</b>	<b>50,000</b>	<b>601,000</b>	<b>795,000</b>	<b>28,097,070</b>	<b>30,212,646</b>	<b>27,960,836</b>	<b>28,736,039</b>
03 00 037 370010 COMM DEVELOPMENT FINANCE AUTH	171,000	171,000	179,550	179,550	171,000	171,000	179,550	179,550
<b>03 00 COMM DEVELOPMENT FINANCE AUTH</b>	<b>171,000</b>	<b>171,000</b>	<b>179,550</b>	<b>179,550</b>	<b>171,000</b>	<b>171,000</b>	<b>179,550</b>	<b>179,550</b>
03 00 035 350010 OFFICE OF THE COMMISSIONER	1,779,822	1,787,004	1,879,960	1,869,148	2,857,915	2,775,687	3,864,597	3,747,163
03 00 035 350510 ECONOMIC DEVELOPMENT	2,025,227	1,986,573	2,148,249	2,311,477	12,030,940	21,773,304	18,342,328	18,939,542
03 00 035 351010 FORESTS AND LANDS	2,260,393	2,368,818	2,436,174	2,507,479	6,515,015	7,041,115	7,252,121	7,334,266
03 00 035 351510 PARKS AND RECREATION	0	0	0	0	16,184,329	19,466,910	22,658,598	23,060,965
03 00 035 352010 TRAVEL AND TOURISM	5,684,252	6,851,425	7,215,432	7,213,684	5,684,252	6,851,425	7,215,432	7,213,684
03 00 035 352015 WELCOME CTRS. HIGHWAY	0	0	0	0	1,241,571	1,382,341	1,636,289	1,709,674
03 00 035 352017 WELCOME CTRS. TURNPIKE	0	0	0	0	1,180,258	1,215,226	1,324,437	1,360,018
<b>03 00 RESOURCES - ECON DEVEL DEPT OF</b>	<b>11,749,694</b>	<b>12,993,820</b>	<b>13,679,815</b>	<b>13,901,788</b>	<b>45,694,280</b>	<b>60,506,008</b>	<b>62,293,802</b>	<b>63,365,312</b>
03 00 044 440010 DEPT. ENVIRONMENTAL SERVICES	2,876,069	2,898,820	3,188,593	3,257,156	5,093,581	6,471,555	6,888,204	6,617,383
03 00 044 442010 WATER POLLUTION DIVISION	9,080,111	7,031,985	7,551,558	10,358,374	29,500,800	42,257,446	43,444,830	45,943,232
03 00 044 443010 AIR RESOURCES DIVISION	259,817	301,318	266,667	272,324	8,188,738	11,643,869	11,436,568	11,609,326
03 00 044 444010 WASTE MANAGEMENT DIVISION	3,589,891	3,781,680	3,825,164	3,805,395	29,157,448	36,122,421	35,617,167	35,612,405
03 00 044 445010 CONNECTICUT RIVER VALLEY COMMI	30,000	30,000	30,000	30,000	30,000	30,000	30,000	30,000
03 00 044 441018 REVOLVING LOAN FUNDS	0	0	0	0	46,681,515	101,692,096	90,507,022	90,691,766
<b>03 00 ENVIRONMENTAL SERV DEPT OF</b>	<b>15,835,888</b>	<b>14,043,803</b>	<b>14,861,982</b>	<b>17,723,249</b>	<b>118,652,082</b>	<b>198,217,387</b>	<b>187,923,791</b>	<b>190,504,112</b>
03 00 013 130010 PEASE DEVELOPMENT AUTHORITY	1	0	0	0	1	9	0	0
03 00 013 130510 DIVISION OF PORTS AND HARBORS	0	0	0	0	693,857	2,416,795	699,297	718,861
<b>03 00 PEASE DEVELOPMENT AUTHORITY</b>	<b>1</b>	<b>0</b>	<b>0</b>	<b>0</b>	<b>693,858</b>	<b>2,416,804</b>	<b>699,297</b>	<b>718,861</b>
<b>03 RESOURCE PROTECT &amp; DEVELOPMT</b>	<b>27,806,583</b>	<b>27,258,623</b>	<b>29,322,347</b>	<b>32,599,587</b>	<b>193,308,290</b>	<b>291,523,845</b>	<b>279,057,276</b>	<b>283,503,874</b>

Note: The FY 13-15 totals do not include HB1/HB2 and Other Adjustments.

ACTIVITY EXPENDITURES BY APPROPRIATION UNIT  
GENERAL FUND AND TOTAL FUNDS

ACTIVITY	GENERAL FUND				TOTAL FUNDS			
	ACTUAL FY 2012	ADJ ATH FY 2013	GOV REC FY 2014	GOV REC FY 2015	ACTUAL FY 2012	ADJ ATH FY 2013	GOV REC FY 2014	GOV REC FY 2015
04 00 096 964010 AERO, RAIL & TRANSIT FND 10	582,590	918,091	887,354	914,420	7,670,145	24,567,729	29,684,117	29,726,780
04 00 096 964015 AERO, RAIL & TRANSIT FND 15	0	0	0	0	197,527	261,497	193,892	199,461
04 00 096 960015 ADMINISTRATION	0	0	0	0	32,006,121	36,258,706	34,192,711	34,370,870
04 00 096 960215 DIVISION OF FINANCE	0	0	0	0	2,964,105	3,084,504	2,897,668	2,984,466
04 00 096 960315 DIVISION OF POLICY & ADMINISTRATION	0	0	0	0	1,878,827	1,949,541	2,006,168	2,026,983
04 00 096 960515 OPS DIVISION HIGHWAY	0	0	0	0	121,933,394	118,772,636	120,769,321	123,803,002
04 00 096 962015 PROJECT DEVELOPMENT	0	0	0	0	34,452,722	37,001,059	36,688,994	37,646,720
04 00 096 962515 MUNICIPAL AID	0	0	0	0	43,894,660	42,603,065	77,413,283	70,413,287
04 00 096 963015 CONSTRUCTION PROGRAM FUNDS	0	0	0	0	32,566,571	24,203,166	24,330,666	24,330,666
04 00 096 963515 CONSOLIDATED FEDERAL AID PROGRAM	0	0	0	0	149,344,322	139,183,564	114,201,148	121,866,273
04 00 096 961017 TURNPIKES DIVISION	0	0	0	0	104,146,277	122,801,292	108,507,915	112,173,524
<b>04 00 TRANSPORTATION DEPT OF</b>	<b>582,590</b>	<b>918,091</b>	<b>887,354</b>	<b>914,420</b>	<b>531,054,671</b>	<b>550,686,759</b>	<b>550,885,883</b>	<b>559,542,032</b>
<b>04 TRANSPORTATION</b>	<b>582,590</b>	<b>918,091</b>	<b>887,354</b>	<b>914,420</b>	<b>531,054,671</b>	<b>550,686,759</b>	<b>550,885,883</b>	<b>559,542,032</b>
05 00 042 421010 CHILD PROTECTION	32,737,941	31,924,594	38,501,778	39,473,230	76,742,150	82,834,830	84,840,181	86,769,703
05 00 042 421110 CHILD DEVELOPMENT	10,143,750	10,199,145	10,319,145	10,319,145	28,440,962	31,360,296	31,107,038	31,139,314
05 00 042 421410 JUVENILE JUSTICE SERVICES	6,498,447	6,659,693	6,781,023	6,988,407	10,222,439	11,700,489	10,921,916	11,249,314
05 00 042 421510 SUNUNU YOUTH SERVICE CENTER	13,082,513	14,892,999	14,183,178	14,606,837	14,600,162	16,057,084	15,285,442	15,735,773
05 00 042 422010 MINORITY HEALTH	177,737	193,873	151,797	155,788	3,228,317	5,118,087	5,181,442	5,216,990
05 00 042 423010 HOMELESS & HOUSING	3,883,003	3,876,115	4,070,849	4,154,009	7,989,269	8,284,367	9,465,618	9,553,160
05 00 042 427010 CHILD SUPPORT SERVICES	4,121,515	3,706,567	3,680,365	3,783,141	15,265,280	16,429,366	15,697,006	15,437,678
05 00 045 450010 DIV OF FAMILY ASSISTANCE	44,582,501	43,453,684	34,408,248	38,905,873	74,736,040	77,061,620	64,927,444	68,713,019
05 00 045 451010 CLIENT SERVICES	10,401,700	10,608,417	16,749,475	16,996,892	18,928,376	20,576,046	32,342,213	33,009,683
05 00 047 470010 OFF. OF MEDICAID & BUS. POLICY	160,173,453	148,667,817	155,950,631	138,613,076	546,155,749	540,406,430	672,876,413	703,794,206
05 00 048 480010 STATE OFFICE ADMIN	111,296	171,883	188,558	192,935	208,190	279,108	250,729	256,716
05 00 048 480510 PROGRAM OPERATIONS	3,470,485	3,637,074	5,173,946	5,323,538	6,132,931	6,736,246	6,888,343	7,085,843
05 00 048 481010 GRANTS TO LOCALS	10,114,596	10,624,177	10,580,704	10,726,812	22,503,915	29,578,753	24,612,610	24,774,368
05 00 048 481510 MEDICAL SERVICES	42,414,587	53,613,856	47,634,636	48,411,069	360,824,807	416,985,563	422,990,876	434,481,194
05 00 049 490510 COMMUNITY BASED CARE SERVICES	542,748	631,147	683,785	700,736	2,517,574	3,455,367	12,511,817	12,533,087
05 00 049 491010 DCBCS DISABILITY DETERM UNIT	951,206	1,289,968	0	0	1,843,085	2,619,284	0	0
05 00 049 491510 BUREAU OF DRUG & ALCOHOL SVCS	5,385,040	4,696,452	4,802,057	5,048,902	13,814,014	16,954,762	15,414,439	13,601,615
05 00 090 900010 ADMINISTRATION	1,663,316	1,827,132	1,713,171	1,782,987	3,208,421	3,389,351	3,283,352	3,380,352
05 00 090 900510 BUREAU OF INFORMATICS	487,013	662,098	678,776	687,225	2,064,414	3,103,365	2,645,783	2,673,329
05 00 090 901010 BUREAU OF POLICY & PERFORMANCE	1,024,833	1,076,401	1,075,217	1,086,424	2,024,827	2,464,331	2,426,052	2,454,896
05 00 090 901510 BUR PUBLIC HITH PROTECTION	1,177,128	1,420,684	518,925	384,415	3,483,678	4,638,759	4,153,728	4,055,169
05 00 090 902010 BUREAU OF COMM & HEALTH SERV	4,233,008	4,099,132	6,171,499	7,227,768	26,776,027	32,507,937	36,940,798	37,865,554
05 00 090 902510 BUR INFECTIOUS DISEASE CONTROL	2,251,645	2,961,812	2,776,399	2,799,467	29,864,650	40,039,367	38,411,981	38,446,542
05 00 090 903010 BUR LABORATORY SERVICES	3,278,338	4,224,899	3,739,501	3,733,589	6,285,813	8,594,381	8,255,099	8,593,370

Note: The FY 13-15 totals do not include HB1/HB2 and Other Adjustments.

ACTIVITY EXPENDITURES BY APPROPRIATION UNIT  
GENERAL FUND AND TOTAL FUNDS

ACTIVITY	GENERAL FUND				TOTAL FUNDS			
	ACTUAL FY 2012	ADJ ATH FY 2013	GOV REC FY 2014	GOV REC FY 2015	ACTUAL FY 2012	ADJ ATH FY 2013	GOV REC FY 2014	GOV REC FY 2015
05 00 090 909910 ARRA STIMULUS HEALTH MGT	0	0	0	0	640,795	0	0	0
05 00 091 910010 GLENCLIFF HOME	12,897,957	13,751,452	7,203,028	7,544,949	12,904,017	13,792,141	14,775,729	15,276,723
05 00 092 920010 DIV OF BEHAVIORAL HEALTH	52,308,756	57,035,364	60,713,707	66,974,298	111,694,548	120,269,931	125,981,121	137,172,857
05 00 093 930010 DIV OF DEVELOPMENTAL SVCS	121,635,872	127,905,281	138,486,334	148,758,998	264,500,543	278,688,855	296,926,880	317,482,742
05 00 094 940010 NEW HAMPSHIRE HOSPITAL	42,604,071	41,955,919	23,897,609	24,650,441	58,672,567	61,347,644	62,959,497	64,765,142
05 00 095 950010 OFFICE OF THE COMMISSIONER	7,738,651	5,140,939	5,815,188	6,005,055	12,175,176	9,757,560	10,784,504	11,065,725
05 00 095 951010 OFFICE OF IMPROVEMENT, INTEGRI	2,480,028	2,779,798	3,070,145	3,155,935	5,052,315	5,784,652	6,048,631	6,210,727
05 00 095 952010 OFFICE OF PROGRAM SUPPORT	4,595,086	4,928,579	5,023,515	5,167,172	11,482,095	12,019,112	12,944,419	13,014,342
05 00 095 953010 OFFICE OF ADMINISTRATION	8,147,050	7,910,298	8,714,413	8,850,953	12,898,269	12,329,860	14,153,809	14,365,403
05 00 095 954010 OFFICE OF INFORMATION SYSTEMS	13,950,626	17,616,235	20,303,251	19,371,898	30,951,403	36,822,394	49,362,714	41,712,535
<b>05 00 HEALTH AND HUMAN SVCS DEPT OF</b>	<b>629,265,896</b>	<b>644,143,484</b>	<b>643,760,853</b>	<b>652,581,964</b>	<b>1,798,832,818</b>	<b>1,931,987,338</b>	<b>2,115,367,624</b>	<b>2,191,887,071</b>
05 00 043 430010 NH VETERANS HOME	13,287,107	10,974,952	15,831,377	16,036,431	27,475,409	29,351,550	31,113,447	32,007,000
<b>05 00 NH VETERANS HOME</b>	<b>13,287,107</b>	<b>10,974,952</b>	<b>15,831,377</b>	<b>16,036,431</b>	<b>27,475,409</b>	<b>29,351,550</b>	<b>31,113,447</b>	<b>32,007,000</b>
05 00 066 660010 NH OFFICE OF VETERANS SERVICES	412,949	418,863	509,227	502,434	412,949	418,863	509,227	502,434
<b>05 00 NH OFFICE OF VETERANS SERVICES</b>	<b>412,949</b>	<b>418,863</b>	<b>509,227</b>	<b>502,434</b>	<b>412,949</b>	<b>418,863</b>	<b>509,227</b>	<b>502,434</b>
05 00 074 740510 BOARD OF MEDICINE	734,582	777,164	823,650	830,551	883,142	927,619	976,590	983,491
05 00 074 741010 BOARD OF OPTOMETRY	40,247	46,068	8,089	7,490	40,247	46,068	8,089	7,490
05 00 074 741510 REGISTRATION IN PODIATRY	6,148	6,582	2,930	2,331	6,148	6,582	2,930	2,331
05 00 074 742010 NURSING HOME EXAM BOARD	29,557	43,635	5,947	5,343	29,557	43,635	5,947	5,343
05 00 074 742510 OFF. OF ALLIED HEALTH PROF.	256,105	256,140	236,953	239,767	256,105	256,140	238,953	241,767
05 00 074 743010 NURSES REGISTRATION	846,430	976,247	1,030,975	1,038,294	954,885	1,080,341	1,129,497	1,137,425
05 00 074 743510 PHARMACY BOARD	532,150	528,863	654,529	657,823	624,489	633,514	677,349	679,756
05 00 074 744010 CHIROPRACTIC EXAMINERS	19,260	46,676	79,155	82,739	19,260	46,676	79,155	82,739
05 00 074 744510 COSMETOLOGY/BARBERS BOARD	360,458	391,037	394,762	394,318	360,458	391,037	394,762	394,318
05 00 074 745010 DENTAL BOARD	257,399	262,467	291,905	292,899	267,564	271,490	298,907	299,901
05 00 074 745510 ELECTROLYSIS BOARD	335	3,290	2,998	3,055	335	3,290	2,998	3,055
05 00 074 746010 FUNERAL DIRECTORS - EMBALMERS	19,604	24,298	17,993	14,619	19,604	24,298	17,993	14,619
05 00 074 746510 NH BD.OF MENTAL HLTH PRACTICE	217,639	247,916	223,309	226,919	217,639	247,916	223,309	226,919
05 00 074 747010 OPHTHALMIC DISPENSERS	13,515	16,813	9,504	9,790	13,515	16,813	9,504	9,790
05 00 074 747510 NATURAOPATHIC EXAMINERS	1,511	6,377	6,186	6,377	1,511	6,377	6,186	6,377
05 00 074 748010 HEARING AID DEALERS	12,225	13,297	2,506	2,511	12,225	13,297	2,506	2,511
05 00 074 748510 BOARD OF ACUPUNCTURE	3,406	6,368	6,177	6,368	3,406	6,368	6,177	6,368
05 00 074 749010 MIDWIFERY COUNCIL	58	254	254	254	58	254	254	254
05 00 074 749210 BD OF ALC - ODA PROFESSIONALS	21,884	23,710	9,224	8,591	21,884	23,710	9,224	8,591
05 00 074 749310 MASSAGE THERAPY ADVISORY BOARD	57,768	70,719	83,132	80,837	57,768	70,719	83,132	80,837
05 00 074 749510 BD OF LICENSED DIETICIANS	12,057	14,436	18,989	8,275	12,057	14,436	18,989	8,275
05 00 074 749810 WORKERS COMPENSATION	6,334	1,912	1,855	1,855	6,334	1,912	1,855	1,855
05 00 074 749910 NEW CONSOLIDATED BOARDS	0	15	356,866	302,831	0	15	356,866	302,831
05 00 074 749610 BOARD OF PSYCHOLOGY	0	0	39,912	36,111	0	0	39,912	36,111
05 00 074 749110 ADVISORY BOARD OF REFLEXOLOGY	0	164	159	164	0	164	159	164
<b>05 00 DHHS ADMIN ATTACHED BOARDS</b>	<b>3,448,672</b>	<b>3,764,448</b>	<b>4,307,959</b>	<b>4,260,112</b>	<b>3,808,191</b>	<b>4,132,671</b>	<b>4,591,243</b>	<b>4,543,118</b>
<b>05 HEALTH AND SOCIAL SERVICES</b>	<b>646,414,624</b>	<b>659,301,747</b>	<b>664,409,416</b>	<b>673,380,941</b>	<b>1,830,529,367</b>	<b>1,965,890,422</b>	<b>2,151,581,541</b>	<b>2,228,939,623</b>

Note: The FY 13-15 totals do not include HB1/HB2 and Other Adjustments.



**ACTIVITY EXPENDITURES BY APPROPRIATION UNIT  
GENERAL FUND AND TOTAL FUNDS**

ACTIVITY	GENERAL FUND				TOTAL FUNDS			
	ACTUAL FY 2012	ADJ ATH FY 2013	GOV REC FY 2014	GOV REC FY 2015	ACTUAL FY 2012	ADJ ATH FY 2013	GOV REC FY 2014	GOV REC FY 2015
06 00 056 560010 OFFICE OF THE COMMISSIONER	407,323	435,303	415,768	421,675	975,178,285	956,629,911	959,214,038	962,105,609
06 00 056 560510 OFFICE OF DEP COMMISSIONER	1,848,807	1,962,334	1,807,282	1,867,338	1,898,465	2,077,749	1,921,697	1,981,753
06 00 056 566510 HIGHER EDUCATION SERVICES	238,874	363,374	375,490	377,927	1,672,152	2,112,069	3,169,394	5,185,120
06 00 056 561010 FINANCIAL AID TO DISTRICTS	78,599,525	76,213,963	74,391,191	82,187,308	79,163,886	77,159,909	74,986,786	82,983,103
06 00 056 561510 COURT ORDERED PLACEMENTS	2,193,744	1,500,000	2,500,000	2,500,000	2,193,744	1,500,000	2,500,000	2,500,000
06 00 056 562010 DIVISION OF INSTRUCTION	2,967,598	2,983,684	3,038,193	3,059,975	16,491,138	19,141,772	19,060,754	19,244,454
06 00 056 562510 SPECIAL EDUCATION	0	0	0	0	48,765,617	57,271,291	65,908,376	65,994,560
06 00 056 563010 INTEGRATED PROGRAMS	0	0	0	0	54,444,820	68,194,223	66,610,421	66,719,429
06 00 056 563510 PROGRAM SUPPORT	816,739	818,905	822,164	838,854	1,165,509	1,658,185	2,761,954	2,787,553
06 00 056 564010 FOOD AND NUTRITION	949,848	1,016,003	1,016,003	1,016,003	35,392,644	39,488,501	45,399,687	49,594,459
06 00 056 564510 CERTIFICATION	0	0	0	0	1,159,713	1,955,098	1,939,904	1,961,617
06 00 056 565010 CAREER TECH & ADULT LEARNING	760,249	839,960	941,333	954,479	9,044,635	13,238,577	12,548,776	12,610,042
06 00 056 565510 VOCATIONAL REHABILITATION	3,216,785	3,261,721	3,549,641	3,578,844	25,035,751	30,283,000	33,852,685	34,309,905
06 00 056 566010 ADULT EDUCATION	3,010,994	3,551,786	3,711,616	3,878,639	5,149,675	6,432,863	6,156,094	5,871,104
<b>06 00 EDUCATION DEPT OF</b>	<b>95,010,486</b>	<b>92,947,033</b>	<b>92,568,681</b>	<b>100,681,042</b>	<b>1,256,756,034</b>	<b>1,277,143,148</b>	<b>1,296,030,566</b>	<b>1,313,848,708</b>
06 00 058 580010 NH COMM TECH COLLEGE SYSTEM	21,584,901	26,567,717	34,992,344	37,904,202	29,358,244	29,972,716	38,000,000	40,500,000
06 00 058 588010 ADVANCED COMP MANUFACTURE PROG	2,000,000	2,000,000	2,000,000	2,000,000	2,000,000	2,000,000	2,000,000	2,000,000
<b>06 00 COMM COLLEGE SYSTEM OF NH</b>	<b>23,584,901</b>	<b>28,567,717</b>	<b>36,992,344</b>	<b>39,904,202</b>	<b>31,358,244</b>	<b>31,972,716</b>	<b>40,000,000</b>	<b>42,500,000</b>
06 00 083 830013 NH LOTTERY COMMISSION	0	0	0	0	6,703,806	7,725,331	7,488,685	7,684,471
<b>06 00 NH LOTTERY COMMISSION</b>	<b>0</b>	<b>0</b>	<b>0</b>	<b>0</b>	<b>6,703,806</b>	<b>7,725,331</b>	<b>7,488,685</b>	<b>7,684,471</b>
06 00 050 506010 UNIVERSITY SYSTEM OF NH	35,812,300	46,705,000	67,982,137	83,943,140	50,950,098	54,650,000	75,000,000	90,000,000
<b>06 00 UNIVERSITY OF NEW HAMPSHIRE</b>	<b>35,812,300</b>	<b>46,705,000</b>	<b>67,982,137</b>	<b>83,943,140</b>	<b>50,950,098</b>	<b>54,650,000</b>	<b>75,000,000</b>	<b>90,000,000</b>
06 00 087 870510 ADMIN & STANDARDS	0	0	0	0	1,464,490	1,583,060	1,370,954	1,376,136
06 00 087 871010 TRAINING	0	0	0	0	1,530,458	1,918,488	2,061,921	2,080,103
06 00 087 871510 CORRECTIONS	0	0	0	0	180,576	215,400	220,829	223,999
06 00 087 872010 WORKERS COMPENSATION	0	0	0	0	7,368	12,919	9,218	9,218
<b>06 00 POLICE STDS - TRAINING COUNCIL</b>	<b>0</b>	<b>0</b>	<b>0</b>	<b>0</b>	<b>3,182,892</b>	<b>3,729,867</b>	<b>3,662,922</b>	<b>3,689,456</b>
<b>06 EDUCATION</b>	<b>154,407,687</b>	<b>168,219,750</b>	<b>197,543,162</b>	<b>224,528,384</b>	<b>1,348,951,074</b>	<b>1,375,221,062</b>	<b>1,422,182,173</b>	<b>1,457,722,635</b>
<b>GRAND STATE</b>	<b>1,287,440,090</b>	<b>1,324,894,380</b>	<b>1,368,121,322</b>	<b>1,428,413,997</b>	<b>4,844,170,376</b>	<b>5,216,911,722</b>	<b>5,470,221,632</b>	<b>5,612,794,806</b>

Note: The FY 13-15 totals do not include HB1/HB2 and Other Adjustments.

**STATEMENT OF UNDESIGNATED SURPLUS  
HIGHWAY FUND  
GAAP BASIS  
(Dollars In Thousands)**

	ACTUAL		PROJECTED					
	2012		2013		2014		2015	
	OPERATING	CAPITAL	OPERATING	CAPITAL	OPERATING	CAPITAL	OPERATING	CAPITAL
<b>Balance, July 1 (Budgetary)</b>	<b>\$58,721</b>	<b>\$146,431</b>	<b>\$50,269</b>	<b>\$296,929</b>	<b>\$51,703</b>	<b>\$296,909</b>	<b>\$38,351</b>	<b>\$296,805</b>
<b>Additions:</b>								
Gasoline Road Toll	123,168		123,500		122,800		122,100	
Motor Vehicle Fees	112,234		109,800		113,300		109,700	
Miscellaneous	48,431		45,500		15,400		14,600	
Total Unrestricted Revenue	283,833	0	278,800	0	251,500	0	246,400	0
Bonds Authorized		250,000						
Total Additions	283,833	250,000	278,800	0	251,500	0	246,400	0
<b>Deductions:</b>								
Net Appropriations	279,761	9,720	272,178	8,520	262,269	8,604	267,086	8,604
Additional FY13 Authorized			3,046					
Appropriation - GARVEE Bond Proceeds (1)		114,995						
Less: Lapses	(15,189)	(485)	(9,358)		(8,917)		(9,081)	
5.4%			3.4%		3.4%		3.4%	
Net Appropriations	264,572	124,230	265,866	8,520	253,352	8,604	258,005	8,604
Other Debits	2,985		3,000		3,000		3,000	
Total Deductions	267,557	124,230	268,866	8,520	256,352	8,604	261,005	8,604
<b>Current Year Balance</b>	<b>16,276</b>	<b>125,770</b>	<b>9,934</b>	<b>(8,520)</b>	<b>(4,852)</b>	<b>(8,604)</b>	<b>(14,605)</b>	<b>(8,604)</b>
<b>Transfer to Capital Account</b>	<b>(24,728)</b>	<b>24,728</b>	<b>(8,500)</b>	<b>8,500</b>	<b>(8,500)</b>	<b>8,500</b>	<b>(8,500)</b>	<b>8,500</b>
<b>Transfer (to)from General Fund</b>								
<b>Balance, June 30 (Budgetary)</b>	<b>50,269</b>	<b>296,929</b>	<b>51,703</b>	<b>296,909</b>	<b>38,351</b>	<b>296,805</b>	<b>15,246</b>	<b>296,701</b>
<b>GAAP Adjustments (1)</b>	<b>(16,397)</b>	<b>(296,009)</b>	<b>(16,400)</b>	<b>(295,803)</b>	<b>(16,400)</b>	<b>(295,005)</b>	<b>(16,400)</b>	<b>(295,005)</b>
<b>Balance, June 30 (GAAP)</b>	<b>\$33,872</b>	<b>\$920</b>	<b>\$35,303</b>	<b>\$1,106</b>	<b>\$21,951</b>	<b>\$1,800</b>	<b>(\$1,154)</b>	<b>\$1,696</b>

(1) - Currently assumes no additional Bond Proceeds for FY 2013 - FY 2015

**STATEMENT OF UNDESIGNATED SURPLUS  
FISH & GAME FUND  
GAAP BASIS  
(In Thousands)**

	ACTUAL	PROJECTED		
	2012	2013	2014	2015
<b>Balance, July 1 (Budgetary)</b>	\$ 4,238	3,203	1,829	2,616
<b>Additions:</b>				
Unrestricted Revenue	10,111	10,585	10,144	10,144
Transfer from Lifetime License Fund			1,500	
Saltwater License Increase			250	250
Other Credits	1,543	1,214	1,500	1,500
Total Additions	11,654	11,799	13,394	11,894
<b>Deductions:</b>				
Appropriations less Estimated Revenues	13,377	13,580	12,997	13,217
Less Lapses	(792)	(407)	(390)	(397)
Net Appropriations	12,585	13,173	12,607	12,820
Other Debits	104			
Total Deductions	12,689	13,173	12,607	12,820
Current Year Balance	(1,035)	(1,374)	787	(926)
Balance, June 30 ( Budgetary)	3,203	1,829	2,616	1,690
GAAP Adjustments	(970)	(1,000)	(1,000)	(1,000)
Balance, June 30 (GAAP)	\$ 2,233	\$ 829	\$ 1,616	\$ 690