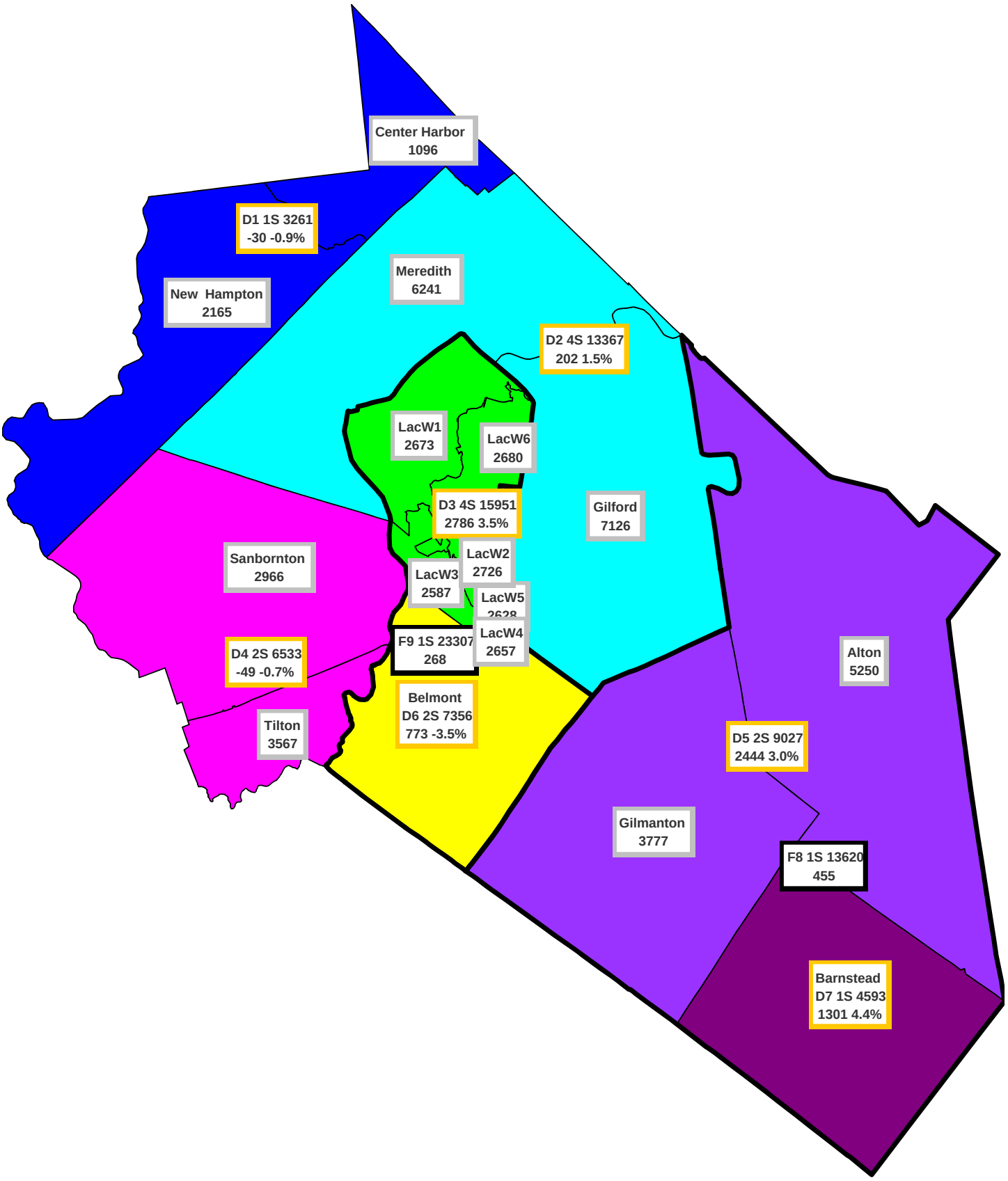
Center Harbor
1096
D1 1S 3261
-30 -0.9%
New Hampton
2165
Meredith
6241
D2 4S 13367
202 1.5%
LacW1
2673
LacW6
2680
D3 4S 15951
2786 3.5%
Gilford
7126
Sanbornton
2966
LacW2
2726
LacW3
2587
LacW5
2628
LacW4
2657
F9 1S 23307
268
D4 2S 6533
-49 -0.7%
Belmont
D6 2S 7356
773 -3.5%
Tilton
3567
Alton
5250
D5 2S 9027
2444 3.0%
Gilmanton
3777
F8 1S 13620
455
Barnstead
D7 1S 4593
1301 4.4%

Belknap

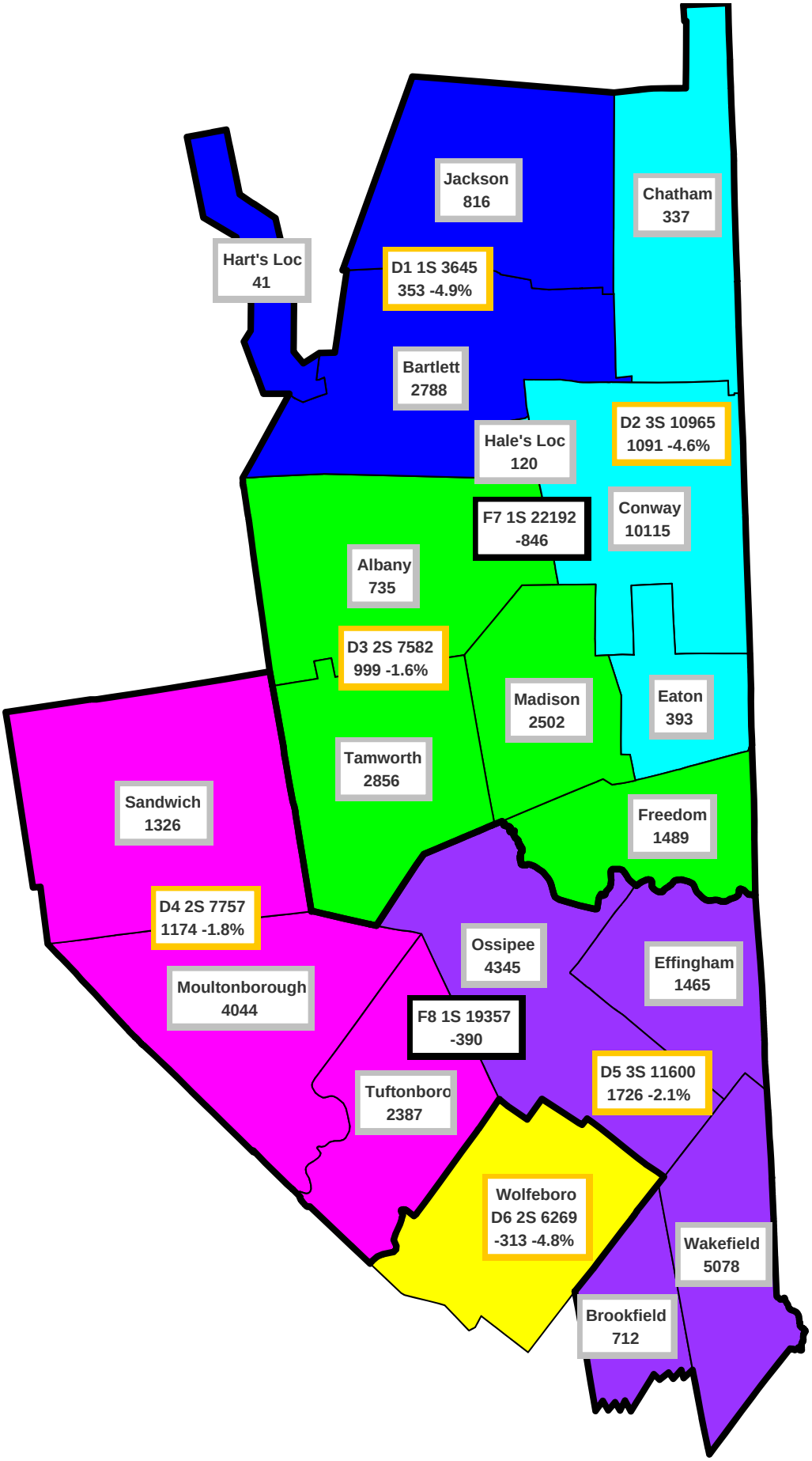
Jackson
816
Chatham
337
Hart's Loc
41
D1 1S 3645
353 -4.9%
Bartlett
2788
D2 3S 10965
1091 -4.6%
Hale's Loc
120
Conway
10115
F7 1S 22192
-846
Albany
735
D3 2S 7582
999 -1.6%
Madison
2502
Eaton
393
Tamworth
2856
Sandwich
1326
Freedom
1489
D4 2S 7757
1174 -1.8%
Ossipee
4345
Effingham
1465
Moultonborough
4044
F8 1S 19357
-390
D5 3S 11600
1726 -2.1%
Tuftonboro
2387
Wolfeboro
D6 2S 6269
-313 -4.8%
Wakefield
5078
Brookfield
712

Carroll

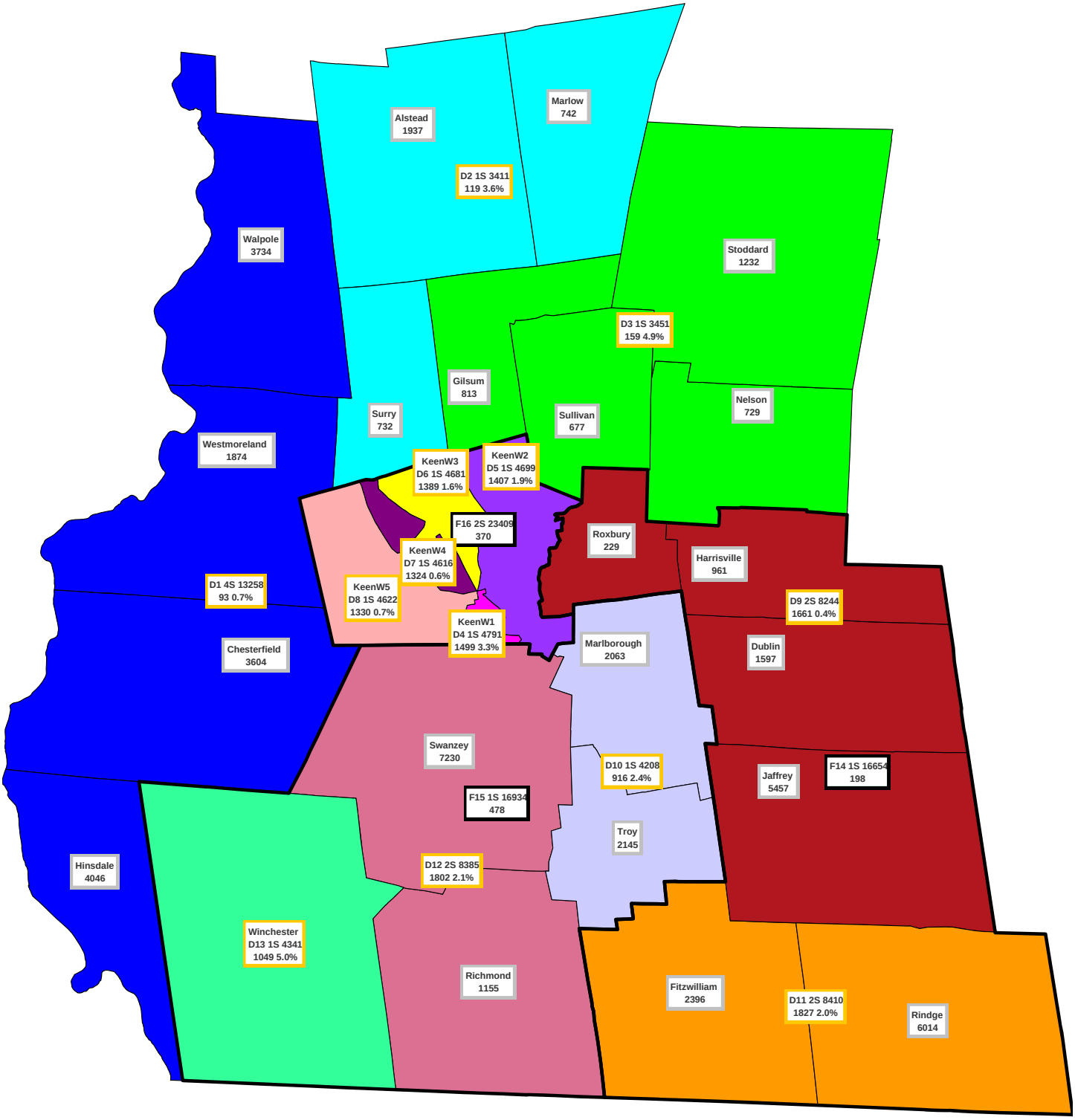
Alstead
1937
Marlow
742
D2 1S 3411
119 3.6%
Walpole
3734
Stoddard
1232
D3 1S 3451
159 4.9%
Gilsum
813
Surry
732
Sullivan
677
Nelson
729
Westmoreland
1874
KeenW3
D6 1S 4681
1389 1.6%
KeenW2
D5 1S 4699
1407 1.9%
F16 2S 23409
370
Roxbury
229
KeenW4
D7 1S 4616
1324 0.6%
Harrisville
961
D1 4S 13258
93 0.7%
KeenW5
D8 1S 4622
1330 0.7%
D9 2S 8244
1661 0.4%
KeenW1
D4 1S 4791
1499 3.3%
Marlborough
2063
Chesterfield
3604
Dublin
1597
Swanzey
7230
D10 1S 4208
916 2.4%
Jaffrey
5457
F14 1S 16654
198
F15 1S 16934
478
Troy
2145
Hinsdale
4046
D12 2S 8385
1802 2.1%
Winchester
D13 1S 4341
1049 5.0%
Richmond
1155
Fitzwilliam
2396
D11 2S 8410
1827 2.0%
Rindge
6014

Cheshire

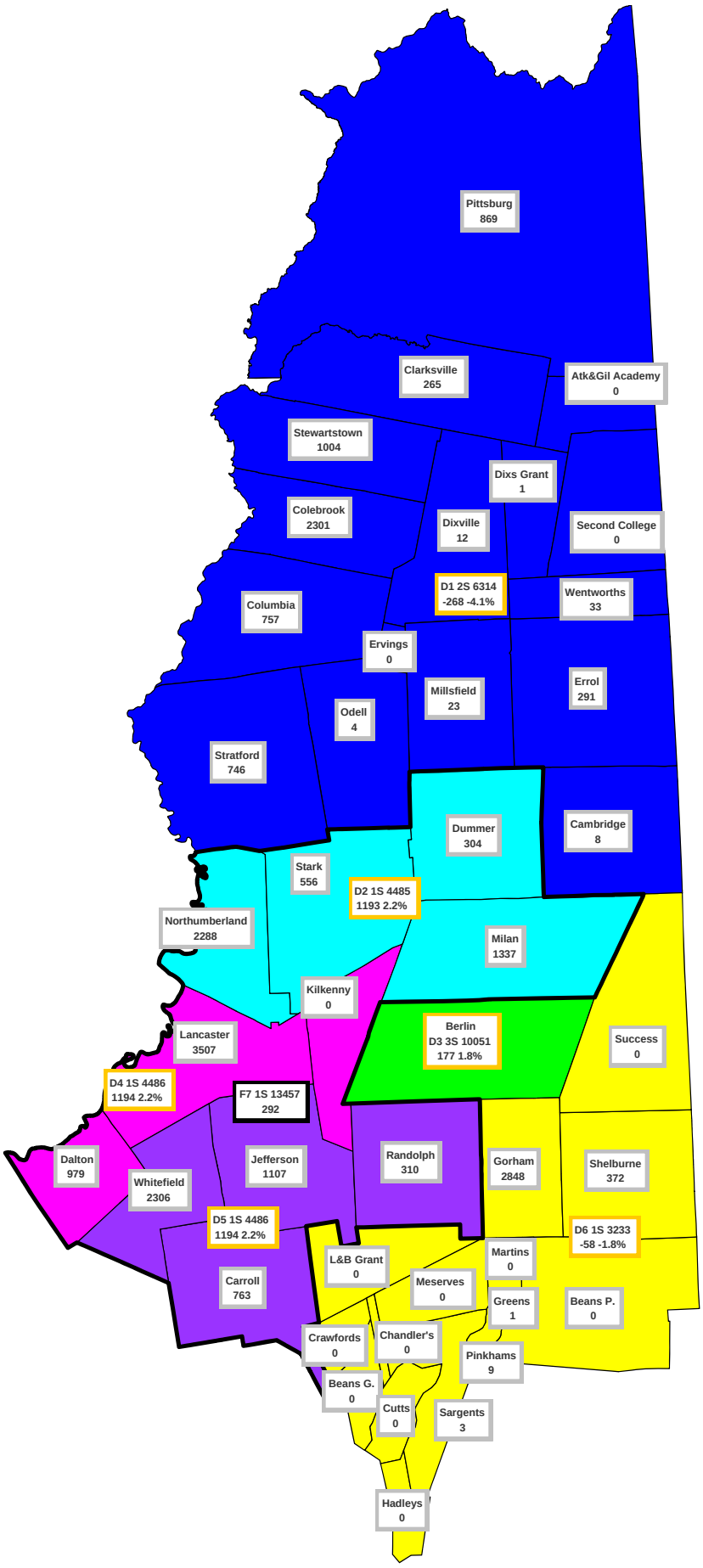
Pittsburg
869
Clarksville
265
Atk&Gil Academy
0
Stewartstown
1004
Dixs Grant
1
Colebrook
2301
Dixville
12
Second College
0
D1 2S 6314
-268 -4.1%
Wentworths
33
Columbia
757
Ervings
0
Errol
291
Millsfield
23
Odell
4
Stratford
746
Dummer
304
Cambridge
8
Stark
556
D2 1S 4485
1193 2.2%
Northumberland
2288
Milan
1337
Kilkenny
0
Berlin
D3 3S 10051
177 1.8%
Success
0
Lancaster
3507
D4 1S 4486
1194 2.2%
F7 1S 13457
292
Dalton
979
Jefferson
1107
Randolph
310
Gorham
2848
Shelburne
372
Whitefield
2306
D5 1S 4486
1194 2.2%
D6 1S 3233
-58 -1.8%
L&B Grant
0
Martins
0
Carroll
763
Meserves
0
Greens
1
Beans P.
0
Crawfords
0
Chandler's
0
Pinkhams
9
Beans G.
0
Cutts
0
Sargents
3
Hadleys
0

Coos

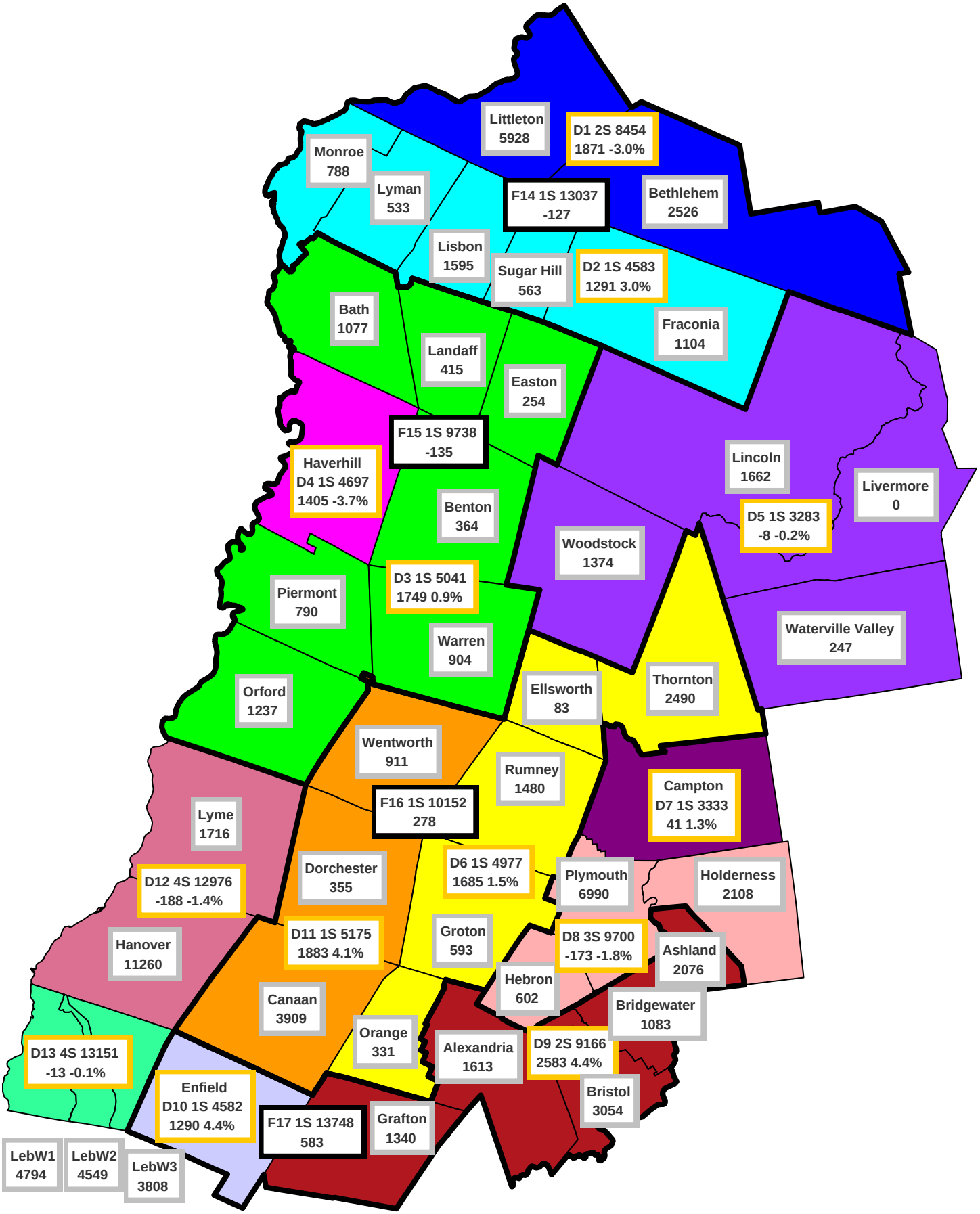
Littleton
5928
D1 2S 8454
1871 -3.0%
Monroe
788
Lyman
533
F14 1S 13037
-127
Bethlehem
2526
Lisbon
1595
Sugar Hill
563
D2 1S 4583
1291 3.0%
Bath
1077
Fraconia
1104
Landaff
415
Easton
254
F15 1S 9738
-135
Haverhill
D4 1S 4697
1405 -3.7%
Lincoln
1662
Livermore
0
Benton
364
D5 1S 3283
-8 -0.2%
Woodstock
1374
D3 1S 5041
1749 0.9%
Piermont
790
Waterville Valley
247
Warren
904
Thornton
2490
Orford
1237
Ellsworth
83
Wentworth
911
Rumney
1480
Campton
D7 1S 3333
41 1.3%
F16 1S 10152
278
Lyme
1716
Dorchester
355
D6 1S 4977
1685 1.5%
Plymouth
6990
Holderness
2108
D12 4S 12976
-188 -1.4%
D11 1S 5175
1883 4.1%
Groton
593
D8 3S 9700
-173 -1.8%
Ashland
2076
Hanover
11260
Hebron
602
Canaan
3909
Bridgewater
1083
Orange
331
Alexandria
1613
D9 2S 9166
2583 4.4%
D13 4S 13151
-13 -0.1%
Bristol
3054
Enfield
D10 1S 4582
1290 4.4%
F17 1S 13748
583
Grafton
1340
LebW1
4794
LebW2
4549
LebW3
3808

Grafton

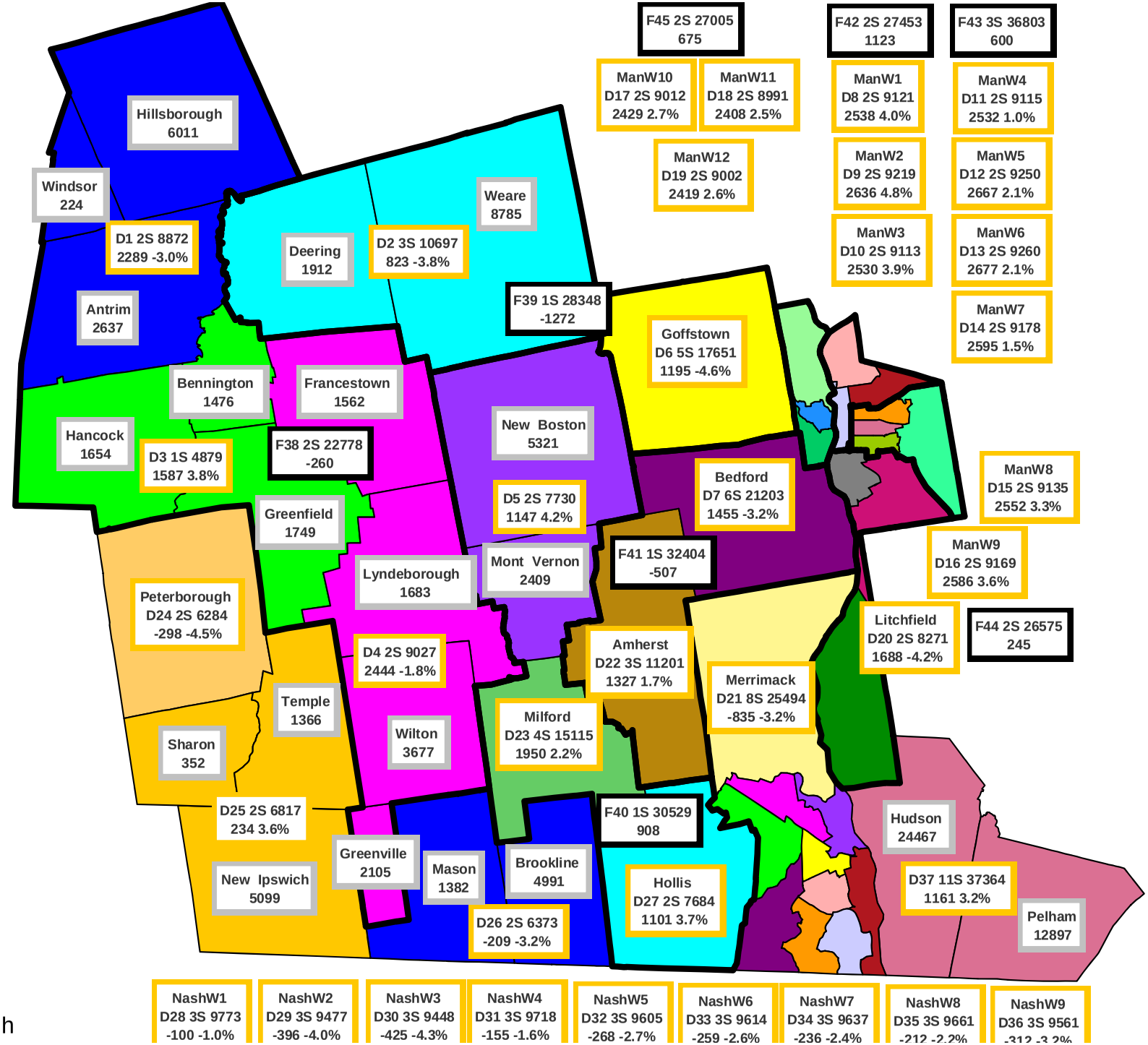

Hillsborough

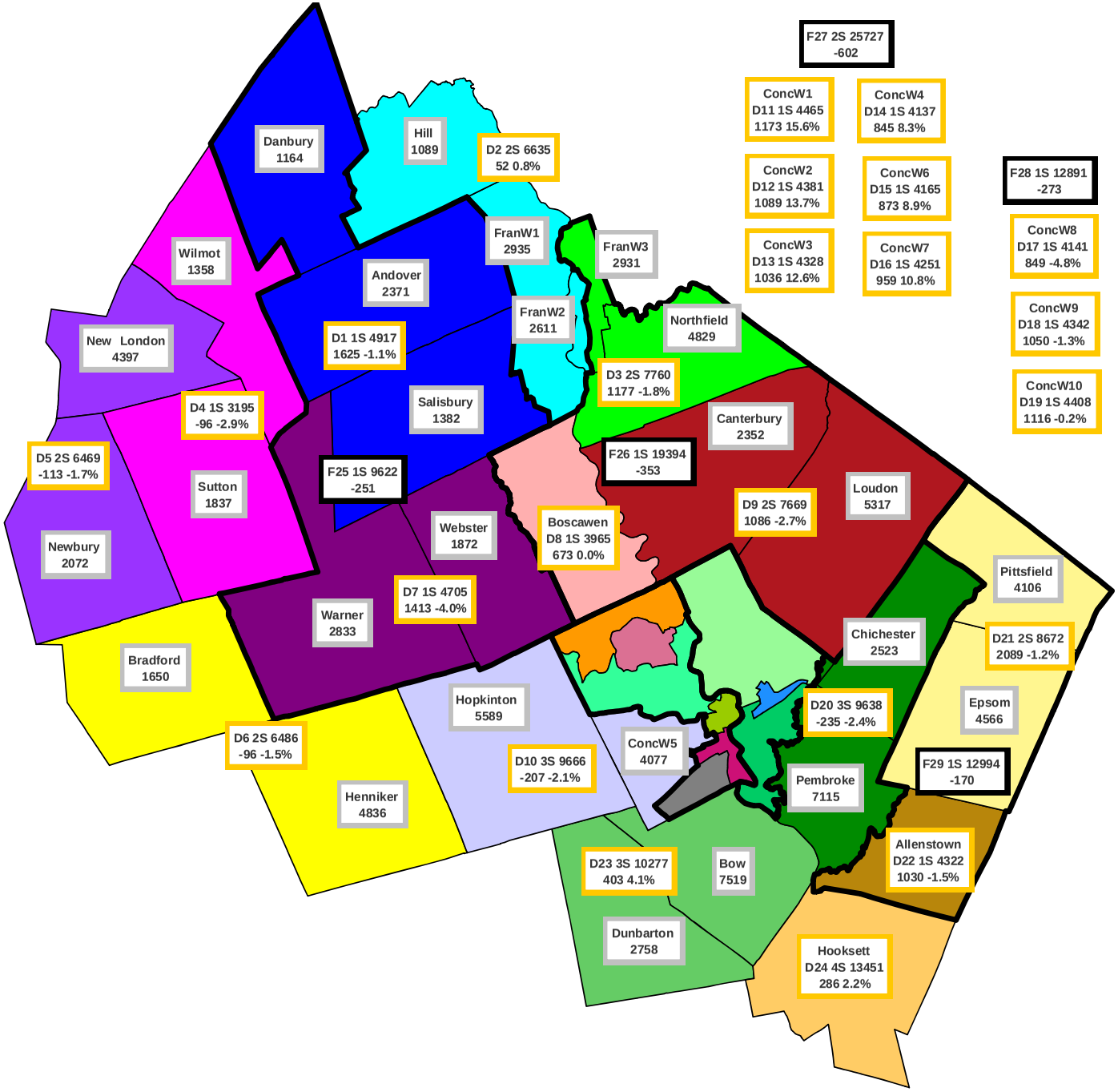
F27 2S 25727
-602
ConcW1
D11 1S 4465
1173 15.6%
ConcW4
D14 1S 4137
845 8.3%
ConcW2
D12 1S 4381
1089 13.7%
ConcW6
D15 1S 4165
873 8.9%
F28 1S 12891
-273
ConcW3
D13 1S 4328
1036 12.6%
ConcW7
D16 1S 4251
959 10.8%
ConcW8
D17 1S 4141
849 -4.8%
ConcW9
D18 1S 4342
1050 -1.3%
ConcW10
D19 1S 4408
1116 -0.2%
Danbury
1164
Hill
1089
D2 2S 6635
52 0.8%
FranW1
2935
FranW3
2931
Wilmot
1358
Andover
2371
FranW2
2611
Northfield
4829
New London
4397
D1 1S 4917
1625 -1.1%
D3 2S 7760
1177 -1.8%
D4 1S 3195
-96 -2.9%
Salisbury
1382
Canterbury
2352
D5 2S 6469
-113 -1.7%
F26 1S 19394
-353
F25 1S 9622
-251
Sutton
1837
Loudon
5317
D9 2S 7669
1086 -2.7%
Webster
1872
Boscawen
D8 1S 3965
673 0.0%
Newbury
2072
Pittsfield
4106
D7 1S 4705
1413 -4.0%
Warner
2833
Chichester
2523
D21 2S 8672
2089 -1.2%
Bradford
1650
Hopkinton
5589
D20 3S 9638
-235 -2.4%
Epsom
4566
D6 2S 6486
-96 -1.5%
ConcW5
4077
D10 3S 9666
-207 -2.1%
F29 1S 12994
-170
Pembroke
7115
Henniker
4836
Allenstown
D22 1S 4322
1030 -1.5%
D23 3S 10277
403 4.1%
Bow
7519
Dunbarton
2758
Hooksett
D24 4S 13451
286 2.2%

Merrimack

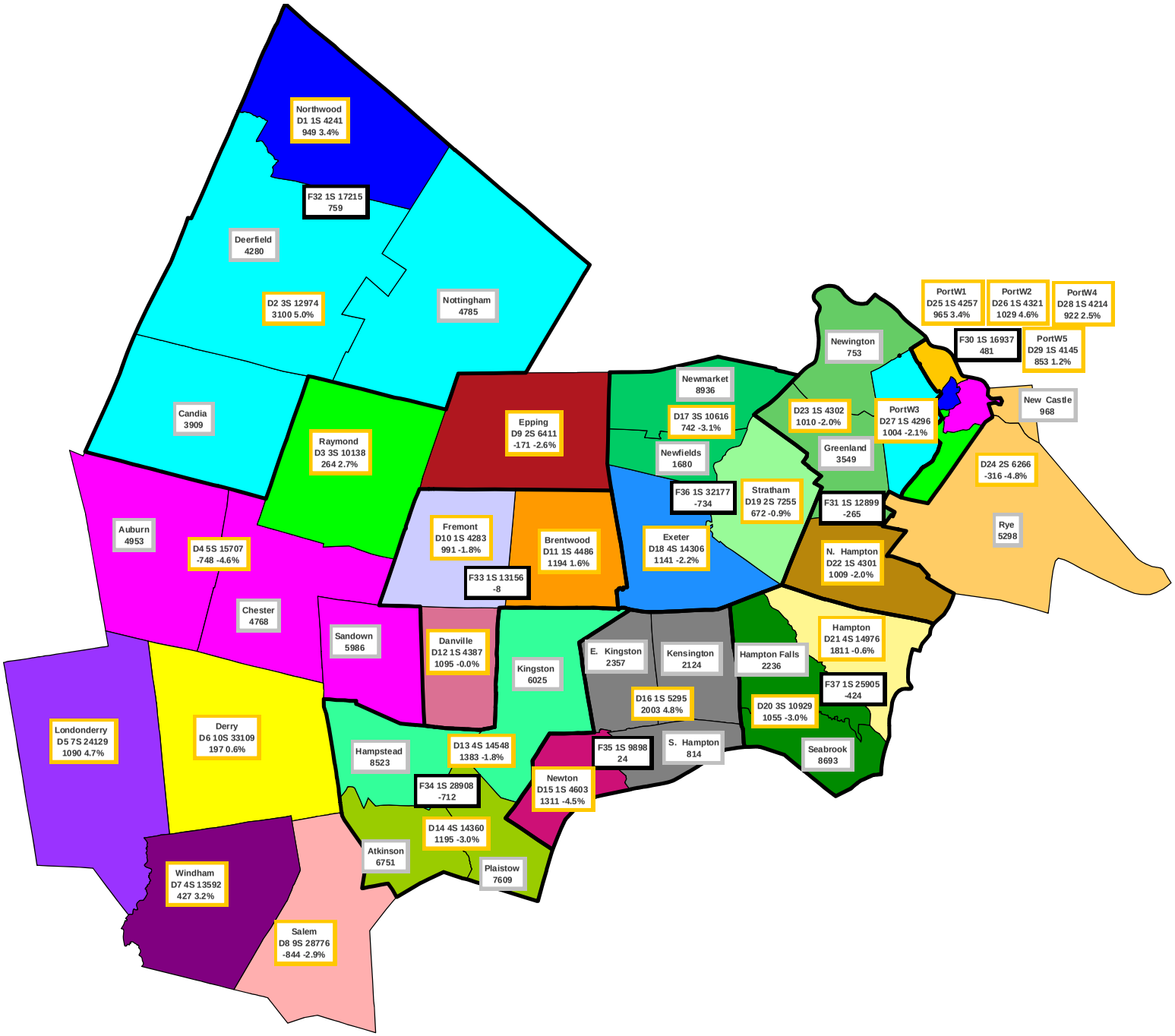
Northwood
D1 1S 4241
949 3.4%
F32 1S 17215
759
Deerfield
4280
D2 3S 12974
3100 5.0%
Nottingham
4785
Candia
3909
Raymond
D3 3S 10138
264 2.7%
Epping
D9 2S 6411
-171 -2.6%
Newmarket
8936
D17 3S 10616
742 -3.1%
Newfields
1680
Newington
753
D23 1S 4302
1010 -2.0%
Greenland
3549
PortW1
D25 1S 4257
965 3.4%
PortW2
D26 1S 4321
1029 4.6%
PortW4
D28 1S 4214
922 2.5%
F30 1S 16937
481
PortW5
D29 1S 4145
853 1.2%
PortW3
D27 1S 4296
1004 -2.1%
New Castle
968
D24 2S 6266
-316 -4.8%
Rye
5298
Auburn
4953
D4 5S 15707
-748 -4.6%
Chester
4768
Fremont
D10 1S 4283
991 -1.8%
F33 1S 13156
-8
Brentwood
D11 1S 4486
1194 1.6%
F36 1S 32177
-734
Exeter
D18 4S 14306
1141 -2.2%
Stratham
D19 2S 7255
672 -0.9%
F31 1S 12899
-265
N. Hampton
D22 1S 4301
1009 -2.0%
Sandown
5986
Danville
D12 1S 4387
1095 -0.0%
Kingston
6025
E. Kingston
2357
Kensington
2124
Hampton Falls
2236
Hampton
D21 4S 14976
1811 -0.6%
F37 1S 25905
-424
D16 1S 5295
2003 4.8%
D20 3S 10929
1055 -3.0%
Londonderry
D5 7S 24129
1090 4.7%
Derry
D6 10S 33109
197 0.6%
Hampstead
8523
D13 4S 14548
1383 -1.8%
F35 1S 9898
24
S. Hampton
814
Seabrook
8693
F34 1S 28908
-712
Newton
D15 1S 4603
1311 -4.5%
D14 4S 14360
1195 -3.0%
Atkinson
6751
Plaistow
7609
Windham
D7 4S 13592
427 3.2%
Salem
D8 9S 28776
-844 -2.9%

Rockingham

New Durham & Strafford are contiguous and are a district.
2 Seats.

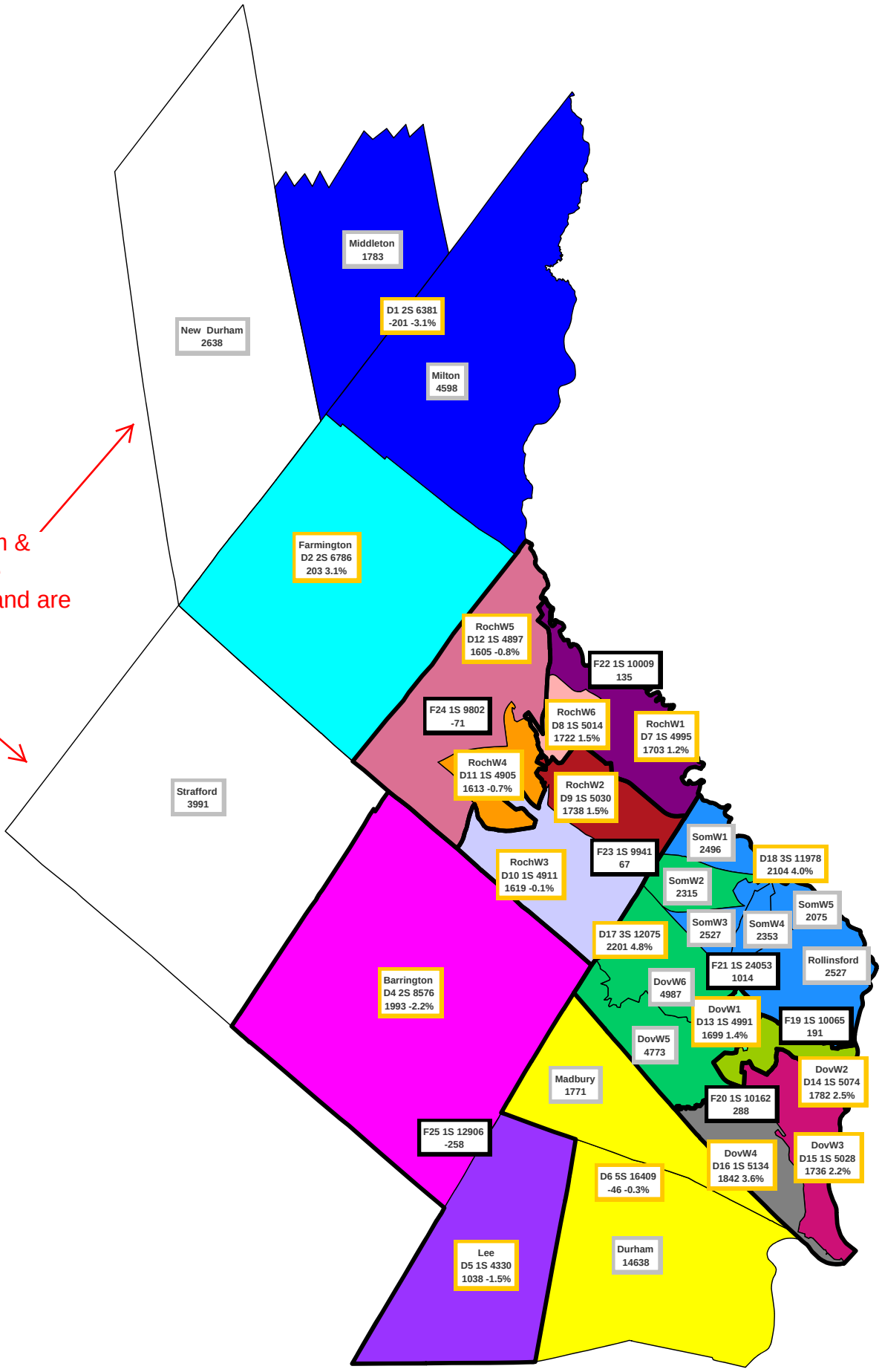

Strafford

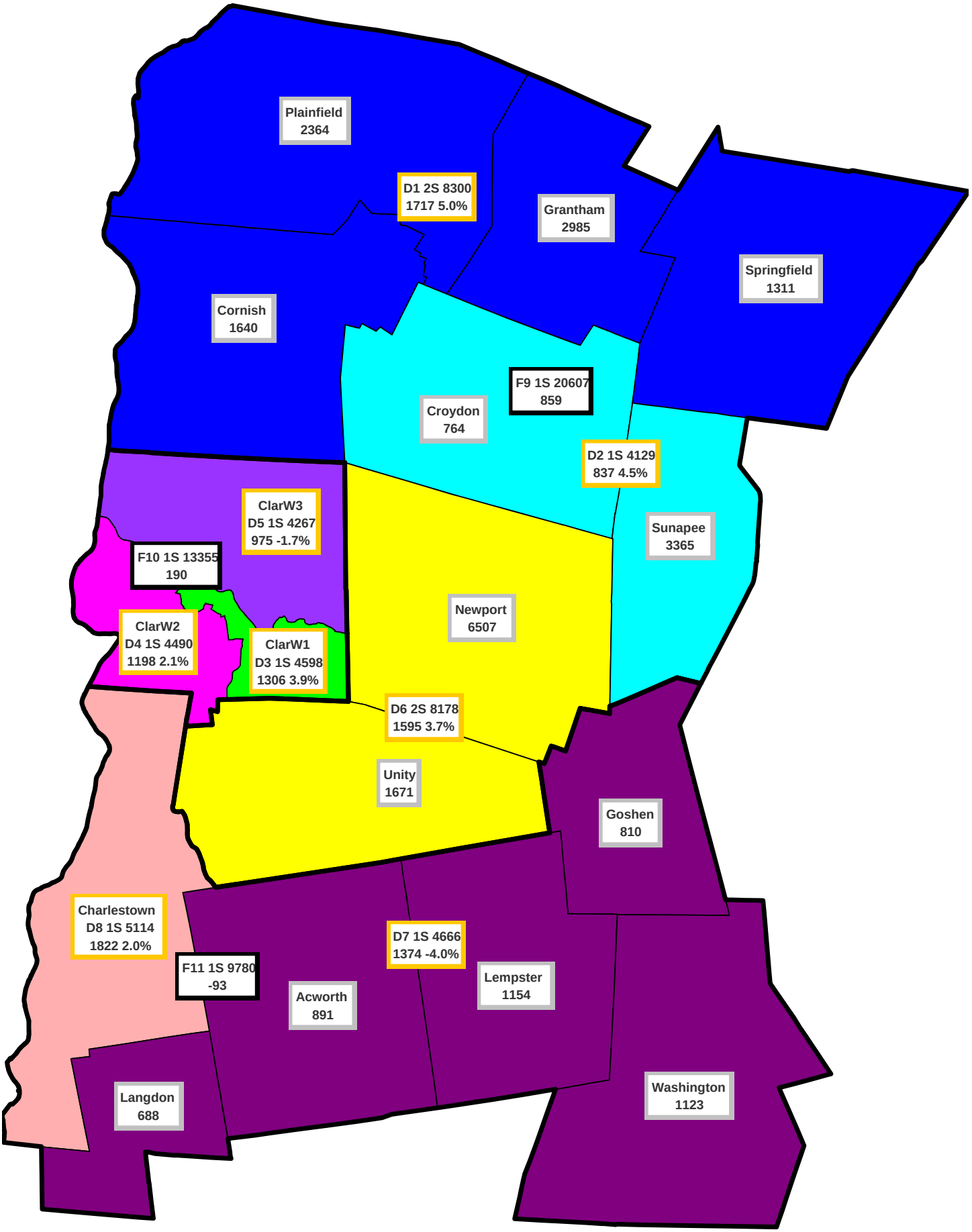
Plainfield
2364
D1 2S 8300
1717 5.0%
Grantham
2985
Springfield
1311
Cornish
1640
F9 1S 20607
859
Croydon
764
D2 1S 4129
837 4.5%
ClarW3
D5 1S 4267
975 -1.7%
Sunapee
3365
F10 1S 13355
190
Newport
6507
ClarW2
D4 1S 4490
1198 2.1%
ClarW1
D3 1S 4598
1306 3.9%
D6 2S 8178
1595 3.7%
Unity
1671
Goshen
810
Charlestown
D8 1S 5114
1822 2.0%
D7 1S 4666
1374 -4.0%
F11 1S 9780
-93
Lempster
1154
Acworth
891
Langdon
688
Washington
1123

Sullivan